



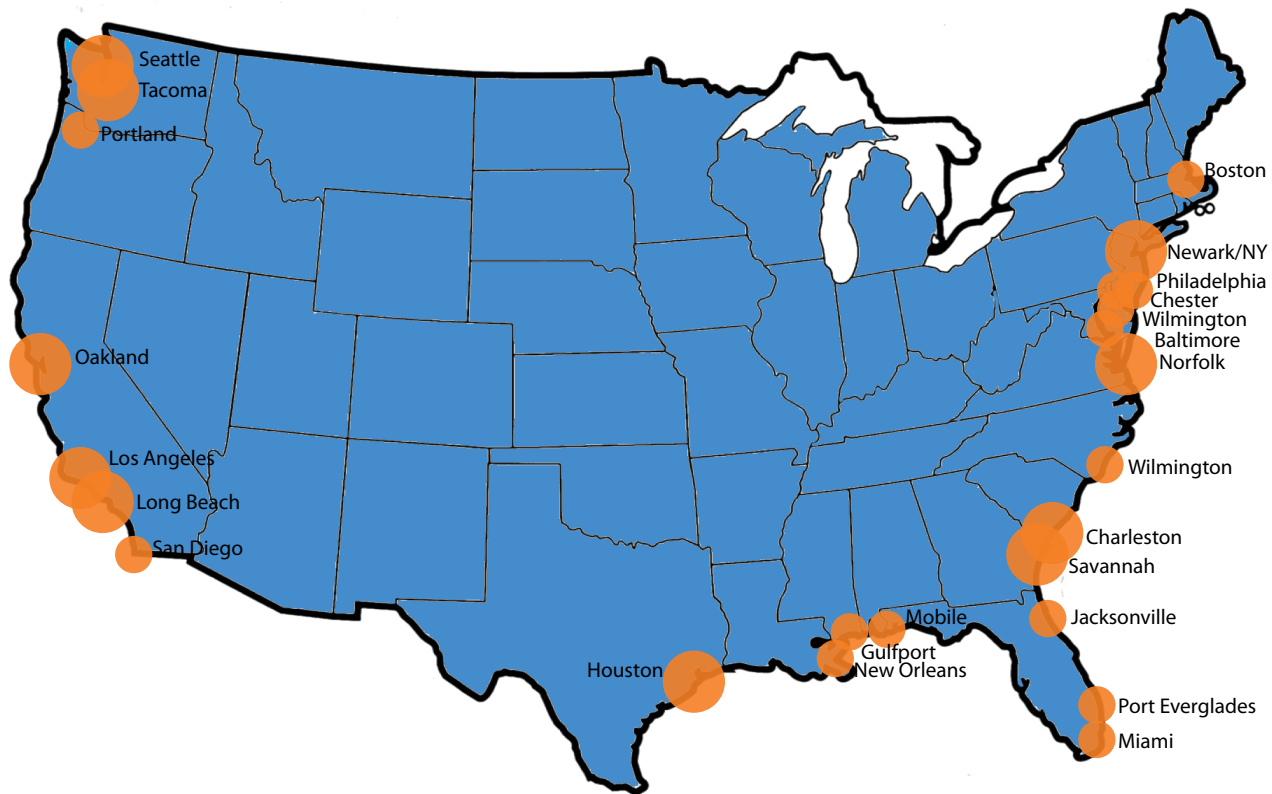
Global intelligence that moves your business.

The Year in Review:

2010 U.S. Vessel Imports Port Report



Top U.S. Ports by TEUs for 2010



About our 2010 U.S. Containerized Import Ports Report:

As the most innovative and advanced U.S. trade information provider to the international trade community, Zepol has created this report of the top 25 U.S. ports for port authorities, steamship lines, 3PLs, importers, and suppliers of the United States market. This report provides a better understanding of where the U.S. transportation market has been in 2010 and where it is going in the future.

This report provides detailed profiles for each of the top 25 U.S. ports, based on TEU volume. Included in each profile are the top 5 foreign ports, top master carrier partners, and key consignees. In addition, we have included a list of the most important products that are imported through each specific port for 2010.

All data was retrieved using Zepol's trade data tools, Trade**IQ**™ and Trade**View**™. These products are subscription services for the international trade arena. Subscribers have access to additional information for each port, carrier, product, and importer at both a transactional and aggregate level.

Data is reported as it is released by government sources. In many cases, multiple sources will not show data that correlates. Most of these cases are accounted for based on how products arrive in the United States and the manner in which the U.S. government records the shipment data.

TEUs (Twenty-foot Equivalent Units) are derived from U.S. Customs trade data. TEUs include all containerized shipments released via U.S. Customs' Automated Manifest System (AMS), excluding empties and NVOCC Bill of Lading records. Values of trade are the total imports for 2010 from U.S. Census trade statistics.

The international ports reported are the last foreign ports the shipments left from before reaching the United States. Key importers are taken from a sampling of some of the top well known companies using the port for imports. Master carriers are the top ocean carriers for the products to the specific port.

Zepol hopes that the information in this report will be informative and help your organization plan for 2011 by fully understanding your market.

Report Note:

This report is based on data collected from U.S. Customs on a daily basis from the Automated Manifest System. Because of this collection method, some data will show imports into a particular port which were actually transshipments.

This is particularly prominent for the ports of Tacoma and Seattle as imports to and exports from Prince Rupert and Vancouver are often recorded as imports for the United States as part of the collection method. Therefore, the port of entry for some imports reported will in reality be a Canadian port.

This recording method leads to an overstatement of imports for the ports of Seattle and Tacoma. In addition, some of the consignees and carriers listed will be transporting containers through Canadian ports rather than Seattle and Tacoma.

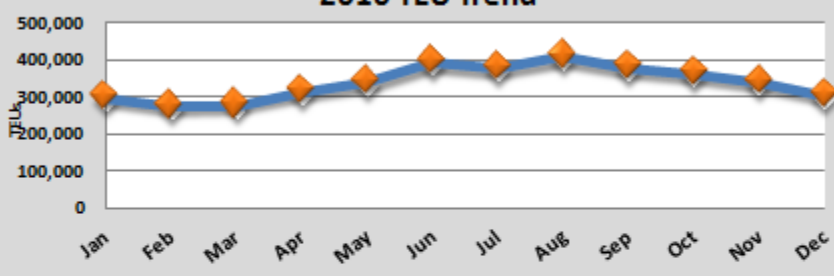
This data represents the information as it is recorded by U.S. Customs. The data recorded may overstate totals from transshipments and may include other data anomalies.

Port	2010 TEU	2009 TEU	TEU Change	2010 Value	2009 Value	# of BL
#1 Los Angeles, CA	4,073,108	3,604,343	13.01%	\$202,684,036,016	\$167,653,643,330	1,935,226
#2 Long Beach, CA	3,142,726	2,565,891	22.48%	\$56,633,875,820	\$44,392,476,265	1,534,581
#3 Newark, NJ/New York, NY	2,677,604	2,327,280	15.05%	\$124,948,309,599	\$104,506,275,896	1,646,536
#4 Savannah, GA	1,087,446	907,683	19.80%	\$34,350,121,979	\$27,700,470,646	433,590
#5 Seattle, WA	949,773	646,544	46.90%	\$32,748,564,372	\$25,450,928,882	444,490
#6 Oakland, CA	779,424	668,324	16.62%	\$24,368,645,072	\$21,100,295,357	340,426
#7 Norfolk, VA	739,520	667,645	10.77%	\$26,316,879,912	\$24,041,831,454	330,392
#8 Houston, TX	580,472	502,431	15.53%	\$60,132,809,283	\$48,435,088,617	249,518
#9 Charleston, SC	567,847	506,622	12.08%	\$30,821,085,266	\$28,589,434,184	273,970
#10 Tacoma, WA	483,231	475,807	1.56%	\$21,820,890,383	\$19,223,053,180	246,264
#11 Miami, FL	337,867	306,829	10.12%	\$10,959,828,214	\$9,460,504,445	200,537
#12 Port Everglades, FL	283,681	289,956	-2.16%	\$8,274,607,095	\$6,757,997,665	115,363
#13 Baltimore, MD	282,224	232,552	21.36%	\$27,026,921,188	\$19,393,452,740	132,224
#14 San Juan, PR	156,975	152,748	2.77%	\$5,221,771,514	\$4,768,088,820	70,606
#15 Philadelphia, PA	148,054	147,499	0.38%	\$24,841,000,427	\$20,514,846,544	78,780
#16 Wilmington, DE	133,927	132,116	1.37%	\$1,984,540,233	\$3,535,903,404	13,906
#17 Wilmington, NC	120,280	100,590	19.57%	\$4,566,296,967	\$3,763,493,427	47,210
#18 Gulfport, MS	105,964	102,525	3.35%	\$1,591,549,341	\$1,343,088,762	17,477
#19 Jacksonville, FL	99,221	85,352	16.25%	\$9,127,673,371	\$7,375,239,021	34,915
#20 Boston, MA	85,060	87,478	-2.76%	\$7,967,940,755	\$6,977,388,820	48,663
#21 New Orleans, LA	79,520	76,695	3.68%	\$17,479,446,547	\$14,343,073,052	37,312
#22 Portland, OR	71,758	70,386	1.95%	\$7,774,343,160	\$6,942,062,352	29,745
#23 Chester, PA	50,118	39,529	26.79%	\$7,595,065,540	\$5,526,189,652	21,660
#24 San Diego, CA	50,105	48,090	4.19%	\$4,525,354,922	\$4,193,199,870	17,684
#25 Mobile, AL	36,651	35,721	2.60%	\$6,427,514,672	\$5,199,520,068	12,244

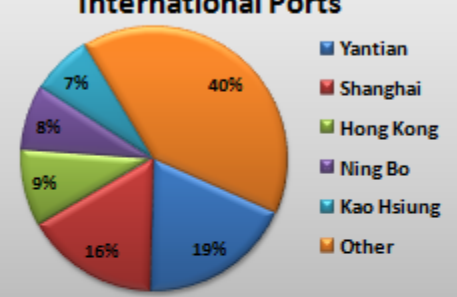
#1 Los Angeles, CA

2010 TEU	2009 TEU	TEU Change	2010 Value	2009 Value	# of Bills of Lading
4,073,108	3,604,343	13.0%	\$202,684,036,016	\$167,653,643,330	1,935,226

2010 TEU Trend



International Ports

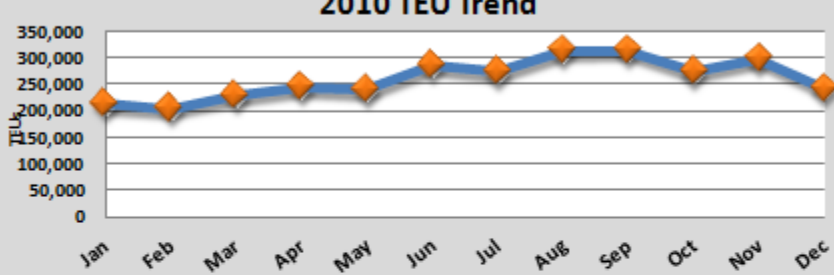


Top Five Products by Containerized Value				Five Key Importers	Top Master Carrier Partners
Rank	Products (HTS Code)	Value	Weight (Kg)		
1	870324 - Passenger Motor Vehicles With Spark-ignition Internal Combustion Reciprocating Piston Engine,	\$5,579,774,514	360,593,759	Macy's	EGLV - Evergreen Line
2	847130 - Portable Digtl Automatic Data Processing Machines, Weight Not More Than 10 Kg, Consisting Of	\$4,138,002,978	39,135,440	Ralph Lauren	MAEU - Maersk Line
3	950300 - Tricycles, Scooters, Pedal Cars And Similar Wheeled Toys; Dolls' Carriages; Dolls; Other Toys; Etc	\$4,012,964,319	572,350,812	JCPenney	APLU - Apl Co Pte Ltd nol Group
4	852872 - Reception Apparatus For Television, Color, Nesci	\$400,654,744	184,911,854	Ikea	CHNJ - China Shipping Container Lines Co Ltd
5	270900 - Petroleum Oils And Oils From Bituminous Minerals, Crude	\$3,565,960,445	6,843,398,296	LG Electronics	HDMU - Hyundai Merchant Marine

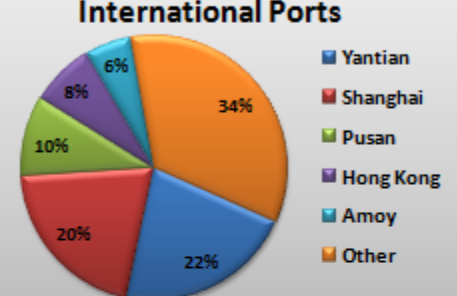
#2 Long Beach, CA

2010 TEU	2009 TEU	TEU Change	2010 Value	2009 Value	# of Bills of Lading
3,142,726	2,565,891	22.48%	\$56,633,875,820	\$44,392,476,265	1,534,581

2010 TEU Trend



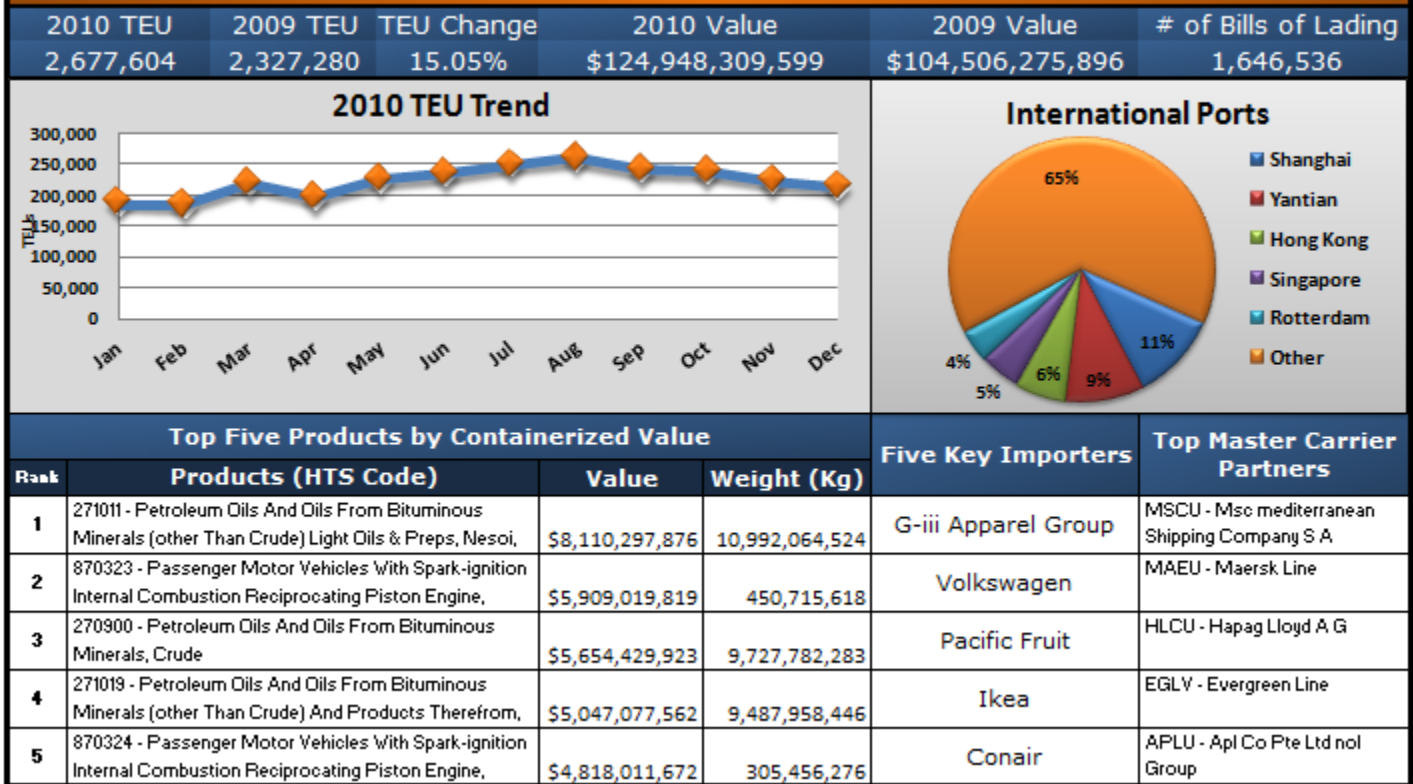
International Ports



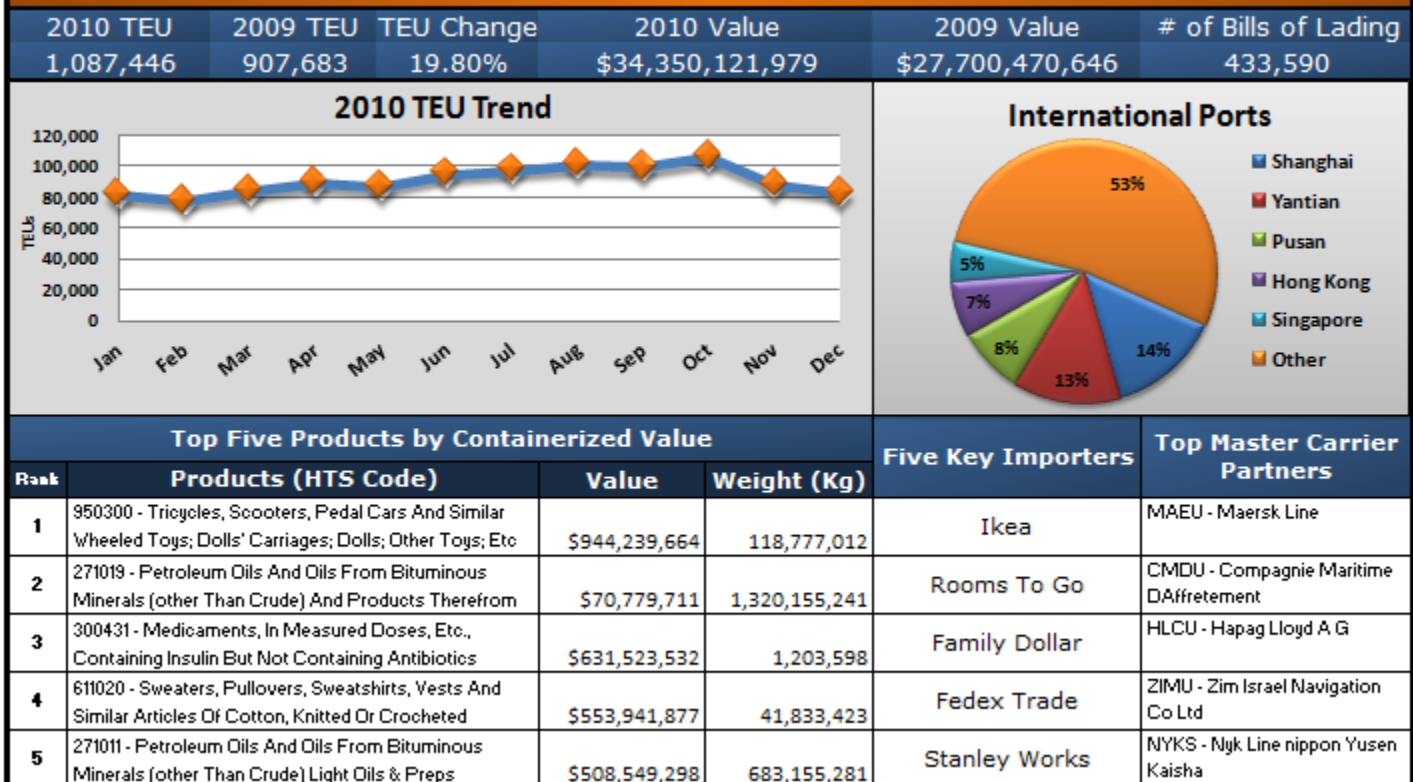
Top Five Products by Containerized Value				Five Key Importers	Top Master Carrier Partners
Rank	Products (HTS Code)	Value	Weight (Kg)		
1	270900 - Petroleum Oils And Oils From Bituminous Minerals, Crude	\$4,646,537,132	8,472,688,347	Samsung	HJSC - Hanjin Shipping Company Ltd
2	950410 - Video Games Of A Kind Used With A Television Receiver, And Parts And Accessories Thereof	\$1,968,061,548	52,928,165	LG Electronics	MSCU - Msc mediterranean Shipping Company S A
3	847130 - Portable Digtl Automatic Data Processing Machines, Weight Not More Than 10 Kg, Consisting Of	\$1,736,001,707	15,917,313	Acer	COSU - China Ocean Shipping Company
4	950300 - Tricycles, Scooters, Pedal Cars And Similar Wheeled Toys; Dolls' Carriages; Dolls; Other Toys; Etc	\$1,198,612,757	166,812,667	LG Display America	KKLU - Kawasaki Kisen Kaisha Ltd
5	271019 - Petroleum Oils And Oils From Bituminous Minerals (other Than Crude) And Products Therefrom,	\$875,072,609	1,514,022,687	JCPenney	HDMU - Hyundai Merchant Marine

[Back to Port List](#)

#3 Newark, NJ/New York, NY



#4 Savannah, GA

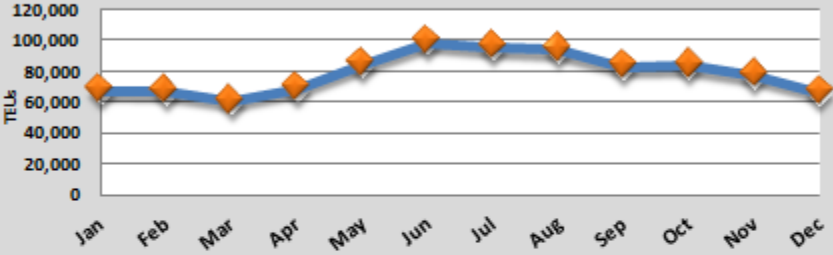


[Back to Port List](#)

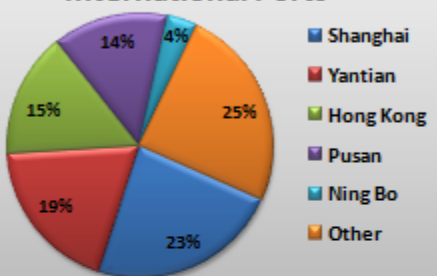
#5 Seattle, WA

2010 TEU	2009 TEU	TEU Change	2010 Value	2009 Value	# of Bills of Lading
949,773	646,544	46.90%	\$32,748,564,372	\$25,450,928,882	444,490

2010 TEU Trend



International Ports

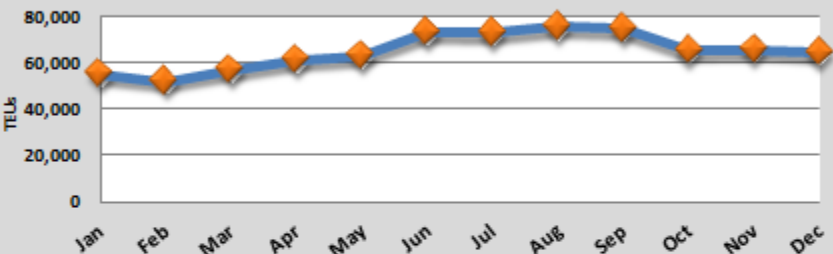


Top Five Products by Containerized Value				Five Key Importers	Top Master Carrier Partners
Rank	Products (HTS Code)	Value	Weight (Kg)		
1	950410 - Video Games Of A Kind Used With A Television Receiver, And Parts And Accessories Thereof	\$1,207,995,542	31,673,245	Ikea	APLU - Apl Co Pte Ltd nol Group
2	852871 - Reception Apparatus For Television, Not Designed To Incorporate A Video Display Or Screen	\$864,545,797	19,029,681	Honda Canada	CHNJ - China Shipping Container Lines Co Ltd
3	950490 - Game Machines Except Coin- Or Token-operated; Games Played On Boards; Mah-jong And	\$837,352,502	22,285,548	JCPenney	HLCU - Hapag Lloyd A G
4	950300 - Tricycles, Scooters, Pedal Cars And Similar Wheeled Toys; Dolls' Carriages; Dolls; Other Toys; Etc	\$770,387,206	99,497,910	3M	OOLU - Orient Overseas Container Line Ltd
5	880330 - Parts Of Airplanes Or Helicopters, Nesoi	\$695,226,921	3,331,306	Pamida	HJSC - Hanjin Shipping Company Ltd

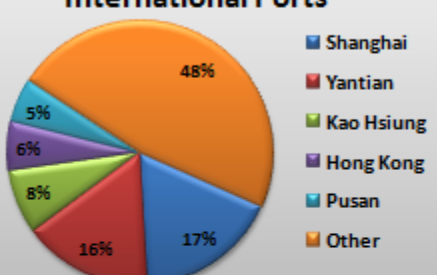
#6 Oakland, CA

2010 TEU	2009 TEU	TEU Change	2010 Value	2009 Value	# of Bills of Lading
779,424	668,324	16.62%	\$24,368,645,072	\$21,100,295,357	340,426

2010 TEU Trend



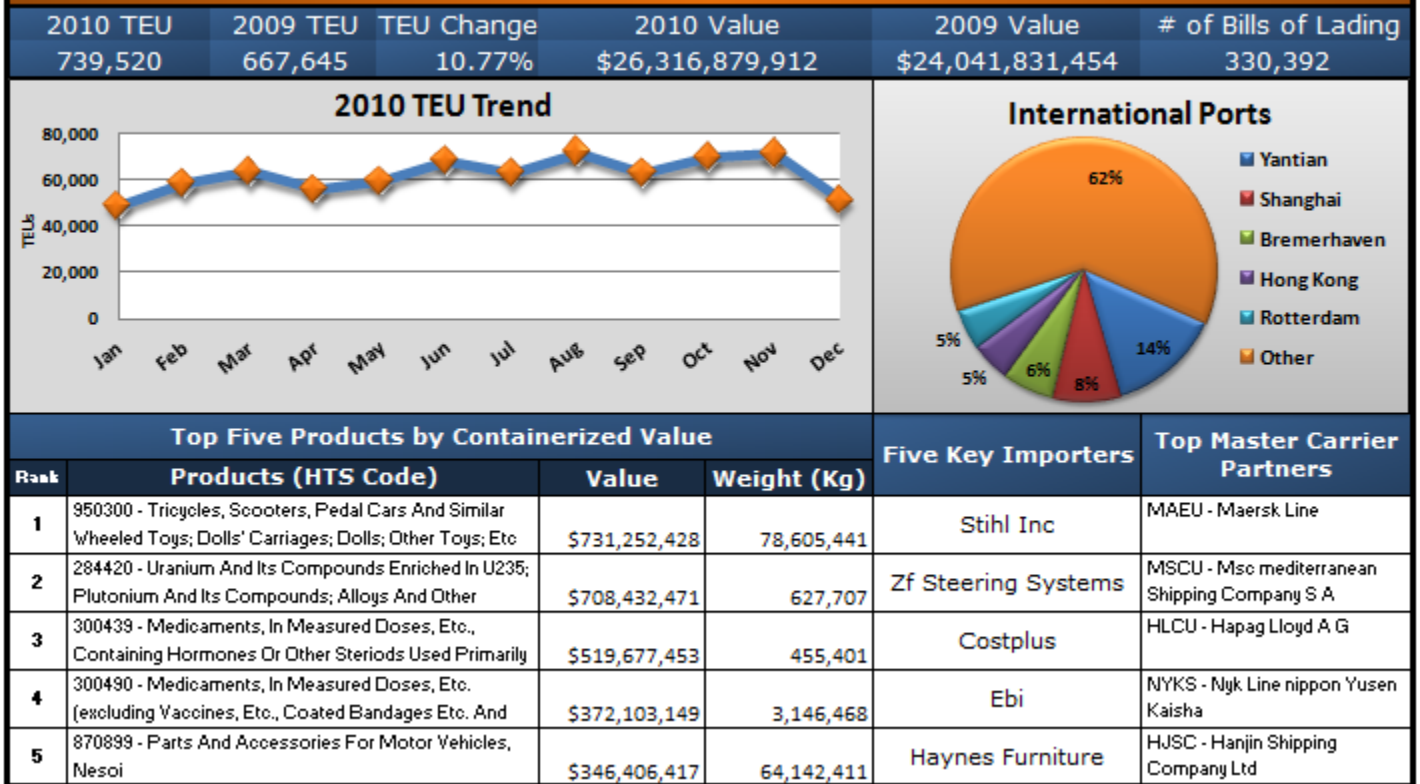
International Ports



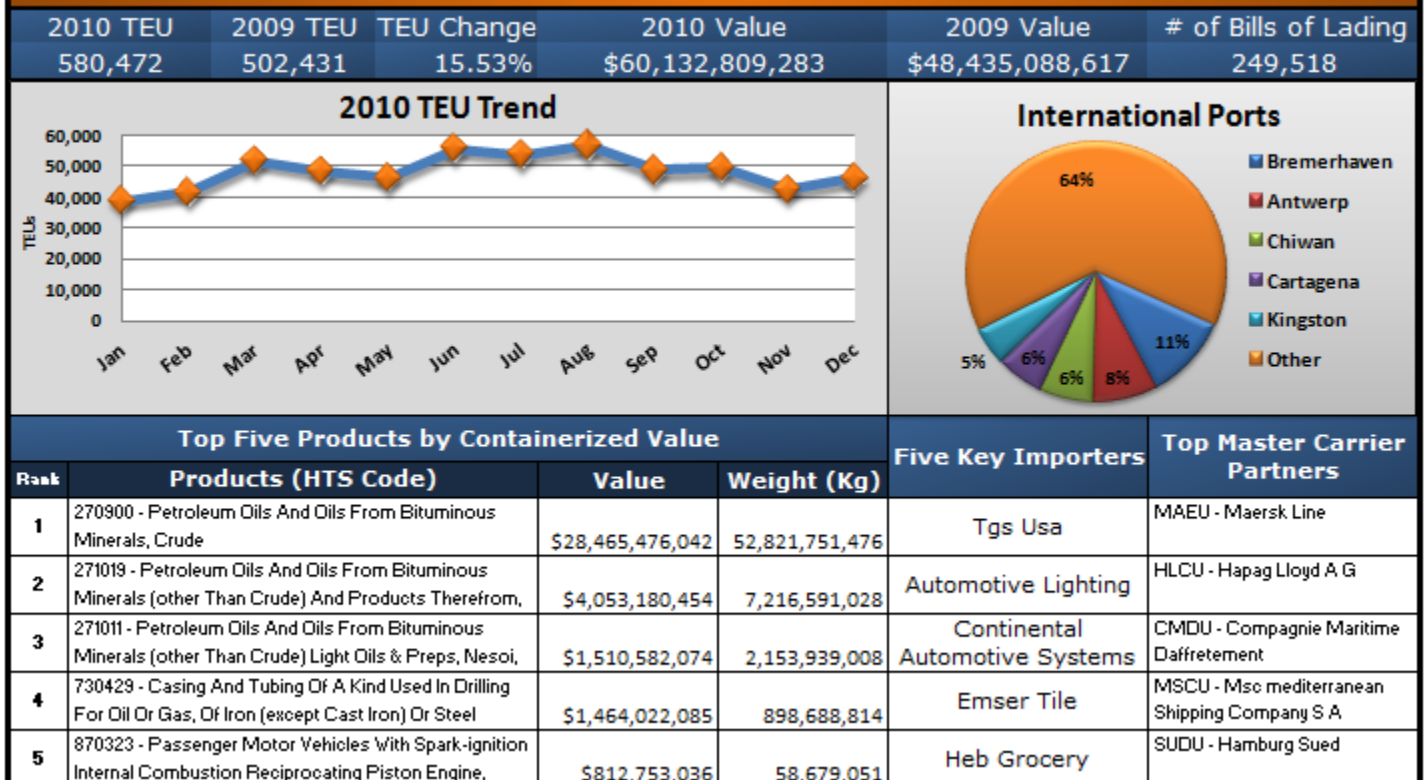
Top Five Products by Containerized Value				Five Key Importers	Top Master Carrier Partners
Rank	Products (HTS Code)	Value	Weight (Kg)		
1	844399 - Parts And Accessories Of Printers, Copying Machines And Facsimile Machines, Nesoi	\$2,070,472,695	53,292,140	JCPenney	EGLV - Evergreen Line
2	847330 - Parts And Accessories For Automatic Data Processing Machines And Units Thereof, Magnetic Or	\$639,591,478	29,465,236	Cost Plus	APLU - Apl Co Pte Ltd nol Group
3	847130 - Portable Digtl Automatic Data Processing Machines, Weight Not More Than 10 Kg, Consisting Of	\$627,222,074	5,045,627	Southern Wines & Spirits	MAEU - Maersk Line
4	220421 - Wine Of Fresh Grapes (other Than Sparkling Wine) And Grape Must With Fermentation Prevented,	\$51,000,211	160,026,995	Quanta Computer Usa	MSCU - Msc mediterranean Shipping Company S A
5	090111 - Coffee, Not Roasted, Not Decaffeinated	\$506,793,273	141,618,796	E & E	HJSC - Hanjin Shipping Company Ltd

[Back to Port List](#)

#7 Norfolk, VA



#8 Houston, TX



[Back to Port List](#)

#9 Charleston, SC

2010 TEU	2009 TEU	TEU Change	2010 Value	2009 Value	# of Bills of Lading
567,847	506,622	12.08%	\$30,821,085,266	\$28,589,434,184	273,970

2010 TEU Trend

International Ports

Top Five Products by Containerized Value				Five Key Importers	Top Master Carrier Partners
Rank	Products (HTS Code)	Value	Weight (Kg)		
1	300490 - Medicaments, In Measured Doses, Etc. (excluding Vaccines, Etc., Coated Bandages Etc. And	\$2,206,999,112	11,781,616	Michelin	MAEU - Maersk Line
2	300431 - Medicaments, In Measured Doses, Etc., Containing Insulin But Not Containing Antibiotics	\$881,903,184	1,567,136	Schaeffler Group	MSCU - Msc mediterranean Shipping Company S A
3	840734 - Spark-ignition Reciprocating Piston Engines For Propulsion Of Vehicles Except Railway Or Tramway	\$862,497,182	80,099,281	Honda	EGLV - Evergreen Line
4	330210 - Mixtures Of Odoriferous Substances And Mixtures (including Alcoholic Solutions) With A Basis Of	\$735,302,691	13,150,935	The Gap	HLCU - Hapag Lloyd A G
5	870840 - Gear Boxes For Motor Vehicles	\$489,015,551	55,270,344	Adidas	APLU - Apl Co Pte Ltd nol Group

#10 Tacoma, WA

2010 TEU	2009 TEU	TEU Change	2010 Value	2009 Value	# of Bills of Lading
483,231	475,807	1.56%	\$21,820,890,383	\$19,223,053,180	246,264

2010 TEU Trend

International Ports

Top Five Products by Containerized Value				Five Key Importers	Top Master Carrier Partners
Rank	Products (HTS Code)	Value	Weight (Kg)		
1	870323 - Passenger Motor Vehicles With Spark-ignition Internal Combustion Reciprocating Piston Engine,	\$1,519,096,689	171,232,413	Publishers Clearing House	EGLV - Evergreen Line
2	870899 - Parts And Accessories For Motor Vehicles, Nesoi	\$744,754,473	78,006,794	Supply Technologies	HDMU - Hyundai Merchant Marine
3	950410 - Video Games Of A Kind Used With A Television Receiver, And Parts And Accessories Thereof	\$665,503,431	16,021,270	Cabelas	KKLU - Kawasaki Kisen Kaisha Ltd
4	950490 - Game Machines Except Coin- Or Token-operated; Games Played On Boards; Mah-jong And	\$658,629,673	16,233,071	JCPenney	YMLU - Yang Ming Marine Transport Corp
5	950300 - Tricycles, Scooters, Pedal Cars And Similar Wheeled Toys; Dolls' Carriages; Dolls; Other Toys; Etc	\$531,959,122	62,429,071	Ace Hardware	MOLU - Mitsui O S K Lines Ltd

[Back to Port List](#)

#11 Miami, FL

2010 TEU	2009 TEU	TEU Change	2010 Value	2009 Value	# of Bills of Lading
337,867	306,829	10.12%	\$10,959,828,214	\$9,460,504,445	200,537

2010 TEU Trend

International Ports

Top Five Products by Containerized Value				Five Key Importers	Top Master Carrier Partners
Rank	Products (HTS Code)	Value	Weight (Kg)		
1	610910 - T-shirts, Singlets, Tank Tops And Similar Garments Of Cotton, Knitted Or Crocheted	\$675,828,654	88,214,105	Celebrity Cruises	SMLU - Seaboard Marine Ltd
2	611020 - Sweaters, Pullovers, Sweatshirts, Vests And Similar Articles Of Cotton, Knitted Or Crocheted	\$59,348,162	57,530,558	Gildan	MAEU - Maersk Line
3	330300 - Perfumes And Toilet Waters	\$259,370,491	7,272,915	Carnival Cruise Lines	CMDU - Compagnie Maritime D'Affretement
4	271019 - Petroleum Oils And Oils From Bituminous Minerals (other Than Crude) And Products Therefrom	\$250,678,072	533,838,450	Hanesbrands	APLU - Apl Co Pte Ltd nol Group
5	030613 - Shrimps And Prawns, Including In Shell, Cooked By Steaming Or By Boiling In Water, Frozen	\$205,576,711	31,782,454	City Furniture	CHHK - China Shipping Container Lines hong Kong Co

#12 Port Everglades, FL

2010 TEU	2009 TEU	TEU Change	2010 Value	2009 Value	# of Bills of Lading
283,681	289,956	-2.16%	\$8,274,607,095	\$6,757,997,665	115,363

2010 TEU Trend

International Ports

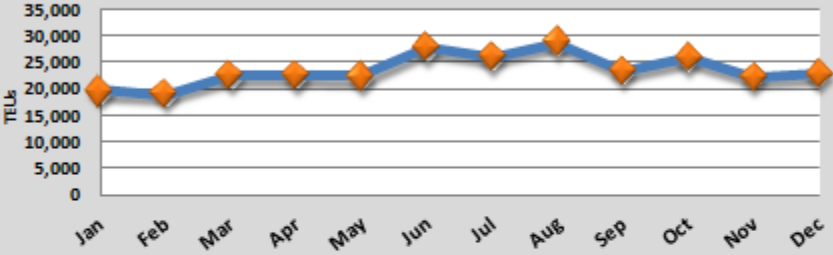
Top Five Products by Containerized Value				Five Key Importers	Top Master Carrier Partners
Rank	Products (HTS Code)	Value	Weight (Kg)		
1	271019 - Petroleum Oils And Oils From Bituminous Minerals (other Than Crude) And Products Therefrom,	\$1,868,339,288	2,892,522,922	The Sol Group	CLAM - Crowley Latin America Services Llc
2	271011 - Petroleum Oils And Oils From Bituminous Minerals (other Than Crude) Light Oils & Preps, Nesoi,	\$690,479,433	929,969,459	Royal Caribbean Cruises	MSCU - Msc mediterranean Shipping Company S A
3	901890 - Instruments And Appliances For Medical, Surgical Or Veterinary Sciences, Nesoi, And Parts And	\$536,841,197	31,870,747	Brooks Tropicals	GwFL - Great White Fleet Ltd
4	611020 - Sweaters, Pullovers, Sweatshirts, Vests And Similar Articles Of Cotton, Knitted Or Crocheted	\$350,209,772	46,592,119	Hanesbrands	CHIw - Compania Sud Americana De Vapores S A
5	610910 - T-shirts, Singlets, Tank Tops And Similar Garments Of Cotton, Knitted Or Crocheted	\$340,985,864	47,949,805	Chiquita	SEFN - Seafreight Line Ltd

[Back to Port List](#)

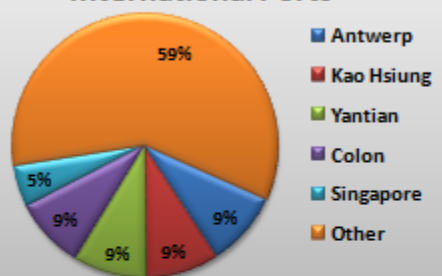
#13 Baltimore, MD

2010 TEU	2009 TEU	TEU Change	2010 Value	2009 Value	# of Bills of Lading
282,224	232,552	21.36%	\$27,026,921,188	\$19,393,452,740	132,224

2010 TEU Trend



International Ports

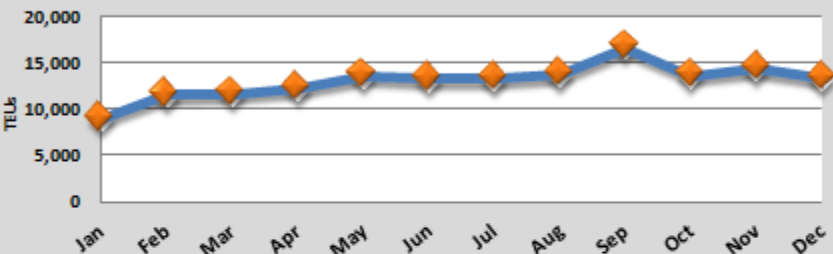


Top Five Products by Containerized Value				Five Key Importers	Top Master Carrier Partners
Rank	Products (HTS Code)	Value	Weight (Kg)		
1	870324 - Passenger Motor Vehicles With Spark-ignition Internal Combustion Reciprocating Piston Engine,	\$382,181,365	194,363,524	Ikea	MSCU - Msc mediterranean Shipping Company S A
2	870323 - Passenger Motor Vehicles With Spark-ignition Internal Combustion Reciprocating Piston Engine,	\$3,738,759,278	350,689,396	Upm Kymmene	EGLV - Evergreen Line
3	284420 - Uranium And Its Compounds Enriched In U235; Plutonium And Its Compounds; Alloys And Other	\$21,063,774	2,811,402	Rhee Bros	ACLU - Atlantic Container Line Ab
4	750210 - Nickel, Not Alloyed, Unwrought	\$1,649,071,374	80,355,642	C J Clark	HLCU - Hapag Lloyd A G
5	800110 - Tin, Not Alloyed, Unwrought	\$497,147,226	27,516,637	Volvo	CHW - Compania Sud Americana De Vapores S A

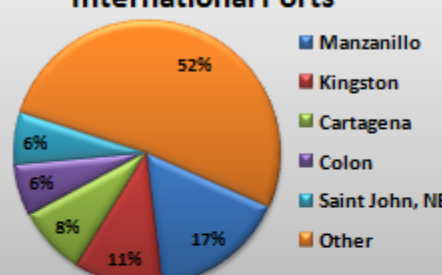
#14 San Juan, PR

2010 TEU	2009 TEU	TEU Change	2010 Value	2009 Value	# of Bills of Lading
156,975	152,748	2.77%	\$5,221,771,514	\$4,768,088,820	70,606

2010 TEU Trend



International Ports



Top Five Products by Containerized Value				Five Key Importers	Top Master Carrier Partners
Rank	Products (HTS Code)	Value	Weight (Kg)		
1	271019 - Petroleum Oils And Oils From Bituminous Minerals (other Than Crude) And Products Therefrom,	\$547,087,252	1,109,897,053	Celebrity Cruises	HLCU - Hapag Lloyd A G
2	870323 - Passenger Motor Vehicles With Spark-ignition Internal Combustion Reciprocating Piston Engine,	\$425,634,499	54,692,055	Mueblerias Berrios	MAEU - Maersk Line
3	271011 - Petroleum Oils And Oils From Bituminous Minerals (other Than Crude) Light Oils & Preps, Nesoi,	\$249,456,558	335,616,251	Bec Corporation	DOLQ - Dole Ocean Cargo Express
4	300490 - Medicaments, In Measured Doses, Etc. (excluding Vaccines, Etc., Coated Bandages Etc. And	\$245,635,365	400,642	Ballester Hermanos	EGLV - Evergreen Line
5	330210 - Mixtures Of Odoriferous Substances And Mixtures (including Alcoholic Solutions) With A Basis Of	\$185,221,568	1,884,899	Central Produce El Jibarito	ZIMU - Zim Israel Navigation Co Ltd

[Back to Port List](#)

#15 Philadelphia, PA

2010 TEU	2009 TEU	TEU Change	2010 Value	2009 Value	# of Bills of Lading
148,054	147,499	0.38%	\$24,841,000,427	\$20,514,846,544	78,780

2010 TEU Trend

International Ports

Top Five Products by Containerized Value				Five Key Importers	Top Master Carrier Partners
Rank	Products (HTS Code)	Value	Weight (Kg)		
1	270900 - Petroleum Oils And Oils From Bituminous Minerals, Crude	\$17,162,337,672	29,903,963,971	Swift Australia	SUDU - Hamburg Sued
2	180100 - Cocoa Beans, Whole Or Broken, Raw Or Roasted	\$690,040,175	228,265,096	David Oppenheimer	MSCU - Msc mediterranean Shipping Company S A
3	870323 - Passenger Motor Vehicles With Spark-ignition Internal Combustion Reciprocating Piston Engine,	\$630,618,893	68,472,345	Pirelli	NQSH - Network Shipping Ltd a Liberian Company
4	020230 - Meat Of Bovine Animals, Boneless, Frozen	\$523,342,234	160,252,830	William H Kopke Jr	MAEU - Maersk Line
5	080610 - Grapes, Fresh	\$434,750,211	267,197,456	Jac Vandenberg	ANRM - Alianca Navegacao Logistica Ltda

#16 Wilmington, DE

2010 TEU	2009 TEU	TEU Change	2010 Value	2009 Value	# of Bills of Lading
133,927	132,116	1.37%	\$1,984,540,233	\$3,535,903,404	13,906

2010 TEU Trend

International Ports

Top Five Products by Containerized Value				Five Key Importers	Top Master Carrier Partners
Rank	Products (HTS Code)	Value	Weight (Kg)		
1	270900 - Petroleum Oils And Oils From Bituminous Minerals, Crude	\$43,292,824	760,474,771	Dole	DLFF - Dole Fresh Fruit International Limited
2	271011 - Petroleum Oils And Oils From Bituminous Minerals (other Than Crude) Light Oils & Preps, Nesoi,	\$414,057,716	551,083,599	Chiquita	GWFL - Great White Fleet Ltd
3	080300 - Bananas And Plantains, Fresh Or Dried	\$385,456,835	969,139,429	Sunwise	DOLQ - Dole Ocean Cargo Express
4	080610 - Grapes, Fresh	\$170,142,228	89,252,299	Bounty Fresh	GWFT - Great White Fleet Liner Services Ltd
5	271019 - Petroleum Oils And Oils From Bituminous Minerals (other Than Crude) And Products Therefrom,	\$11,875,283	220,005,826	David Oppenheimer	SWUS - Swordfish Shipping Inc

[Back to Port List](#)

#17 Wilmington, NC

2010 TEU	2009 TEU	TEU Change	2010 Value	2009 Value	# of Bills of Lading
120,280	100,590	19.57%	\$4,566,296,967	\$3,763,493,427	47,210

2010 TEU Trend

International Ports

Top Five Products by Containerized Value				Five Key Importers	Top Master Carrier Partners
Rank	Products (HTS Code)	Value	Weight (Kg)		
1	290531 - Ethylene Glycol (ethanediol)	\$220,450,089	310,948,993	Maidenform	YMLU - Yang Ming Marine Transport Corp
2	290243 - Para-xylene (1,4-dimethylbenzene)	\$205,644,892	197,653,704	Variety Wholesalers	HJSC - Hanjin Shipping Company Ltd
3	271011 - Petroleum Oils And Oils From Bituminous Minerals (other Than Crude) Light Oils & Preps, Nesoi,	\$164,225,008	228,800,997	Evonik Degussa	ILU - Independent Container Line Ltd
4	930630 - Cartridges And Parts Thereof, Nesoi	\$80,652,188	7,147,682	Clariant Corporation	KKLU - Kawasaki Kisen Kaisha Ltd
5	842959 - Mechanical Shovels, Excavators And Shovel Loaders Nesoi, Self-propelled	\$78,215,964	12,516,205	Nexen Tire	COSU - China Ocean Shipping Company

#18 Gulfport, MS

2010 TEU	2009 TEU	TEU Change	2010 Value	2009 Value	# of Bills of Lading
105,964	102,525	3.35%	\$1,591,549,341	\$1,343,088,762	17,477

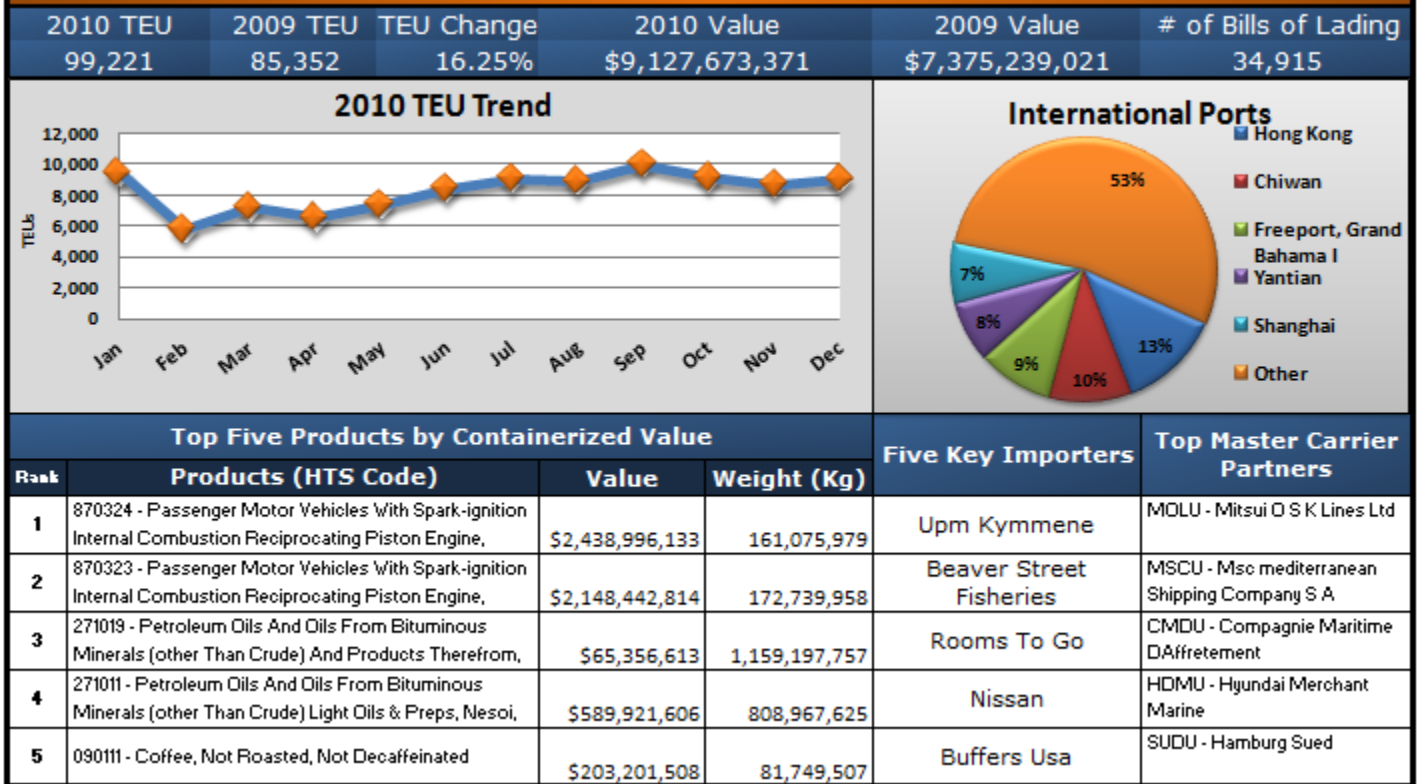
2010 TEU Trend

International Ports

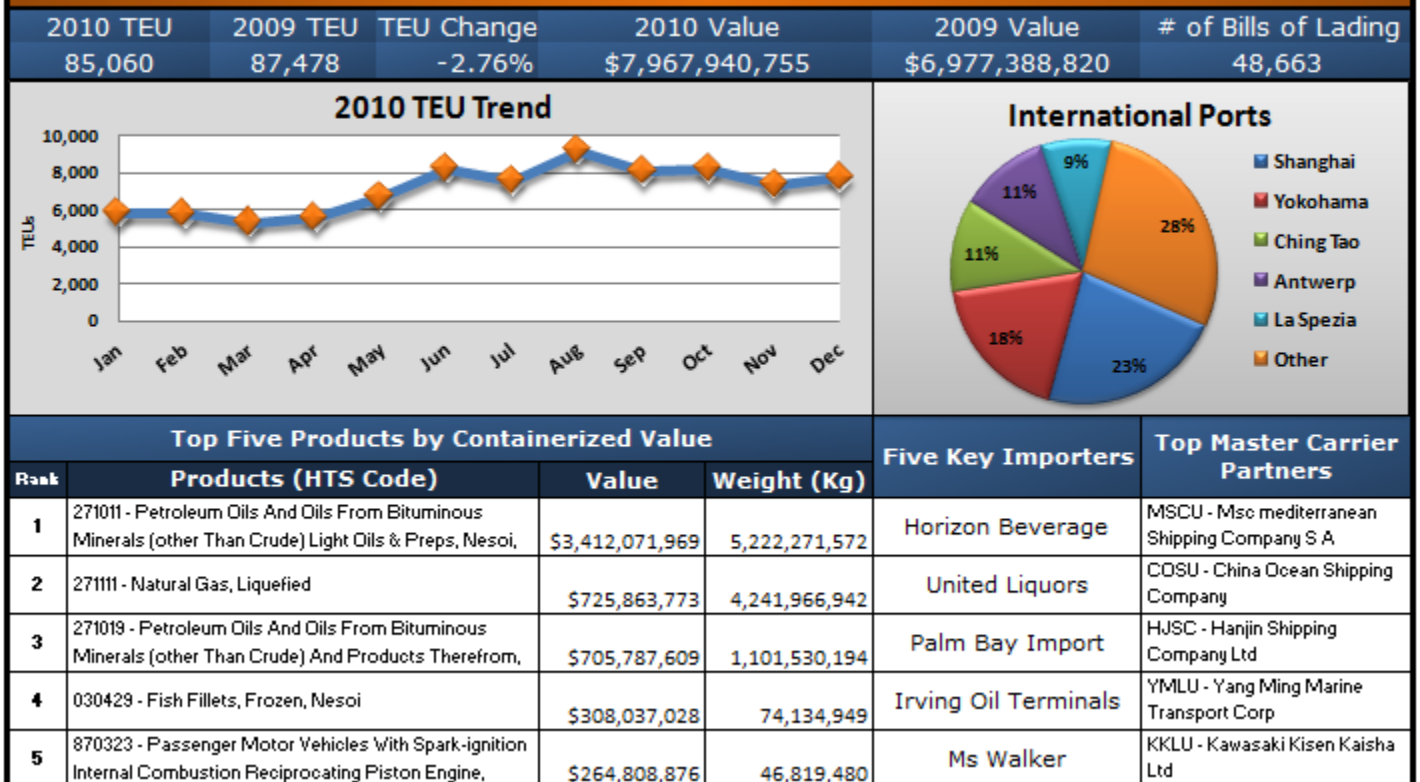
Top Five Products by Containerized Value				Five Key Importers	Top Master Carrier Partners
Rank	Products (HTS Code)	Value	Weight (Kg)		
1	080300 - Bananas And Plantains, Fresh Or Dried	\$226,298,289	609,082,187	Dole	DLFF - Dole Fresh Fruit International Limited
2	610910 - T-shirts, Singlets, Tank Tops And Similar Garments Of Cotton, Knitted Or Crocheted	\$182,840,225	28,931,517	Russell Corporation	GWFL - Great White Fleet Ltd
3	611020 - Sweaters, Pullovers, Sweatshirts, Vests And Similar Articles Of Cotton, Knitted Or Crocheted	\$114,831,208	13,135,590	Coosa River	CLAM - Crowley Latin America Services Llc
4	611030 - Sweaters, Pullovers, Sweatshirts, Vests And Similar Articles Of Manmade Fibers, Knitted Or	\$110,088,826	13,127,012	Chiquita	DOLQ - Dole Ocean Cargo Express
5	610990 - T-shirts, Singlets, Tank Tops And Similar Garments, Of Textile Materials Nesoi, Knitted Or	\$97,332,148	16,640,462	Co Expo	GWFT - Great White Fleet Liner Services Ltd

[Back to Port List](#)

#19 Jacksonville, FL

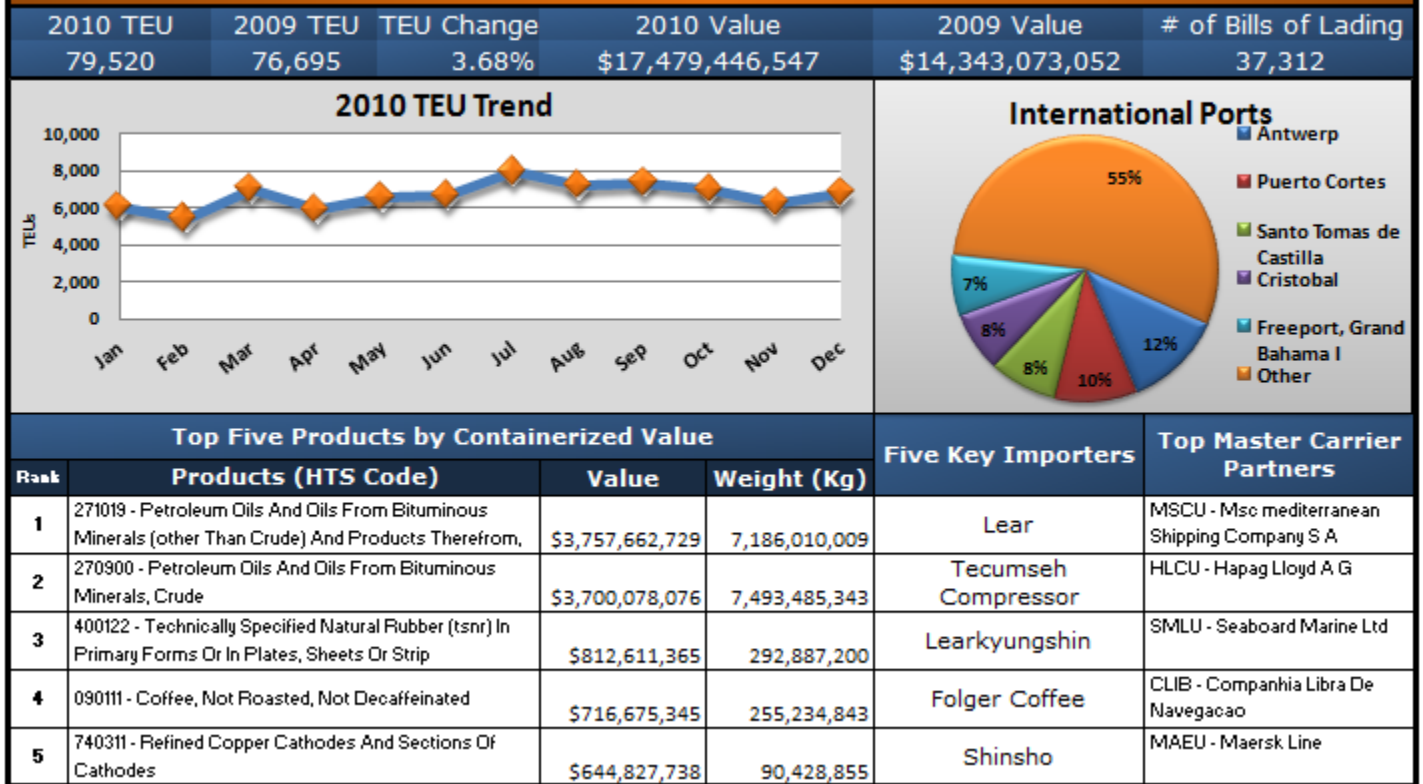


#20 Boston, MA

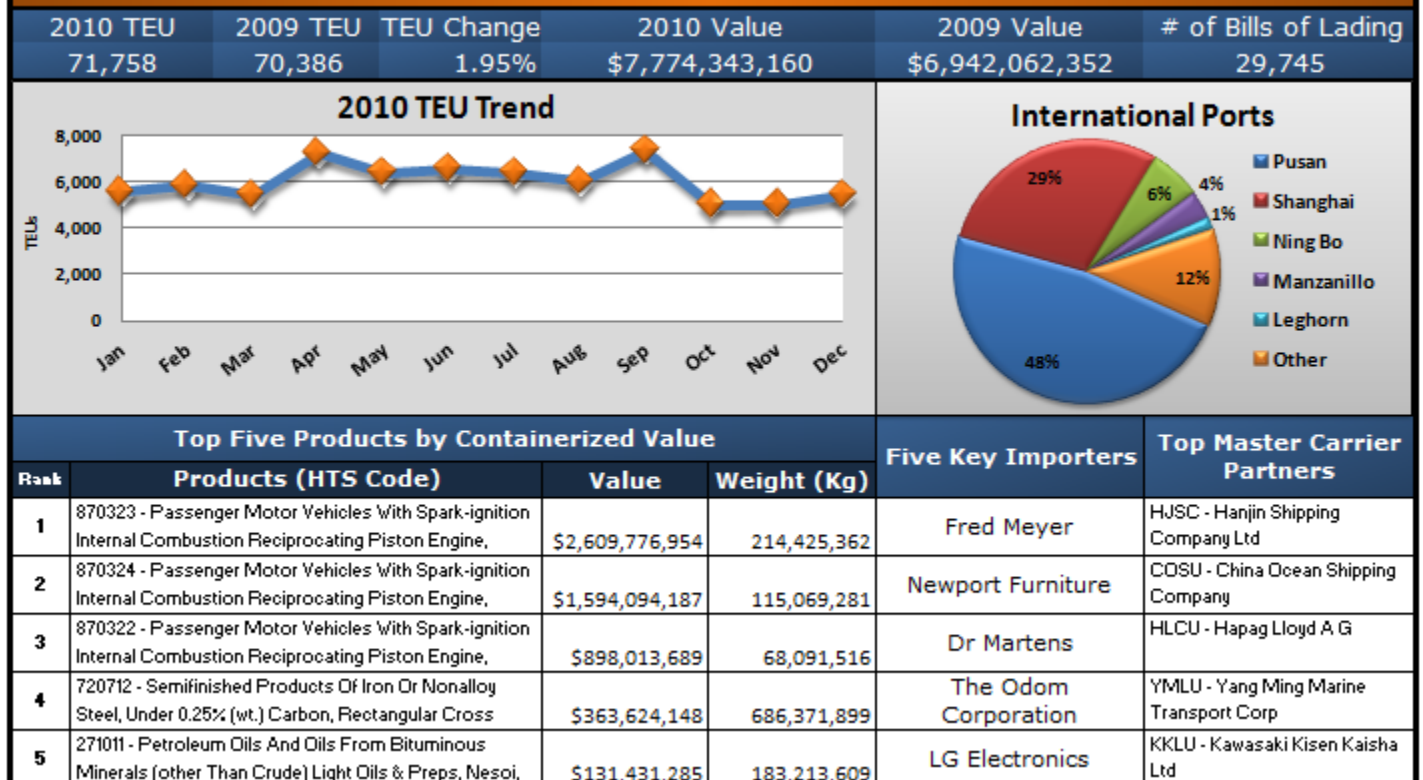


[Back to Port List](#)

#21 New Orleans, LA

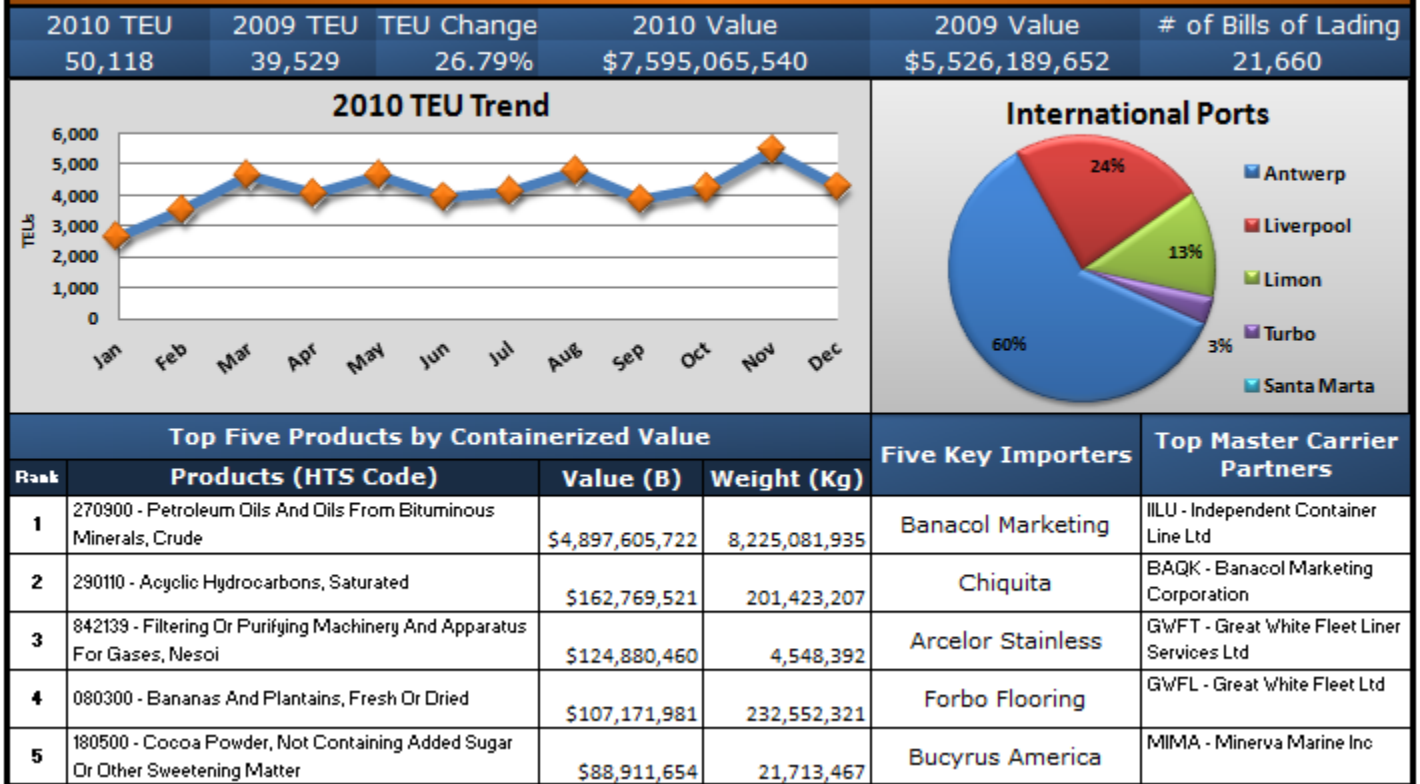


#22 Portland, OR

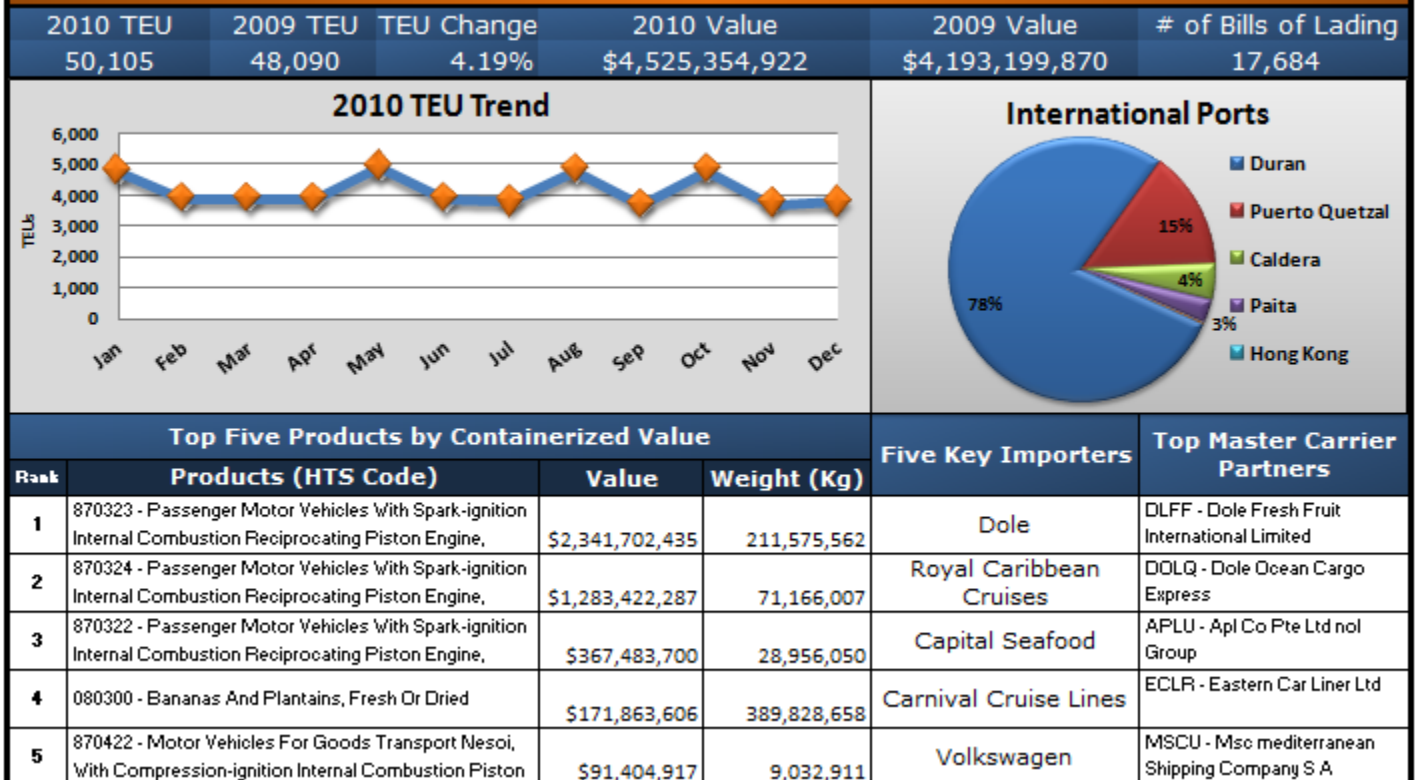


[Back to Port List](#)

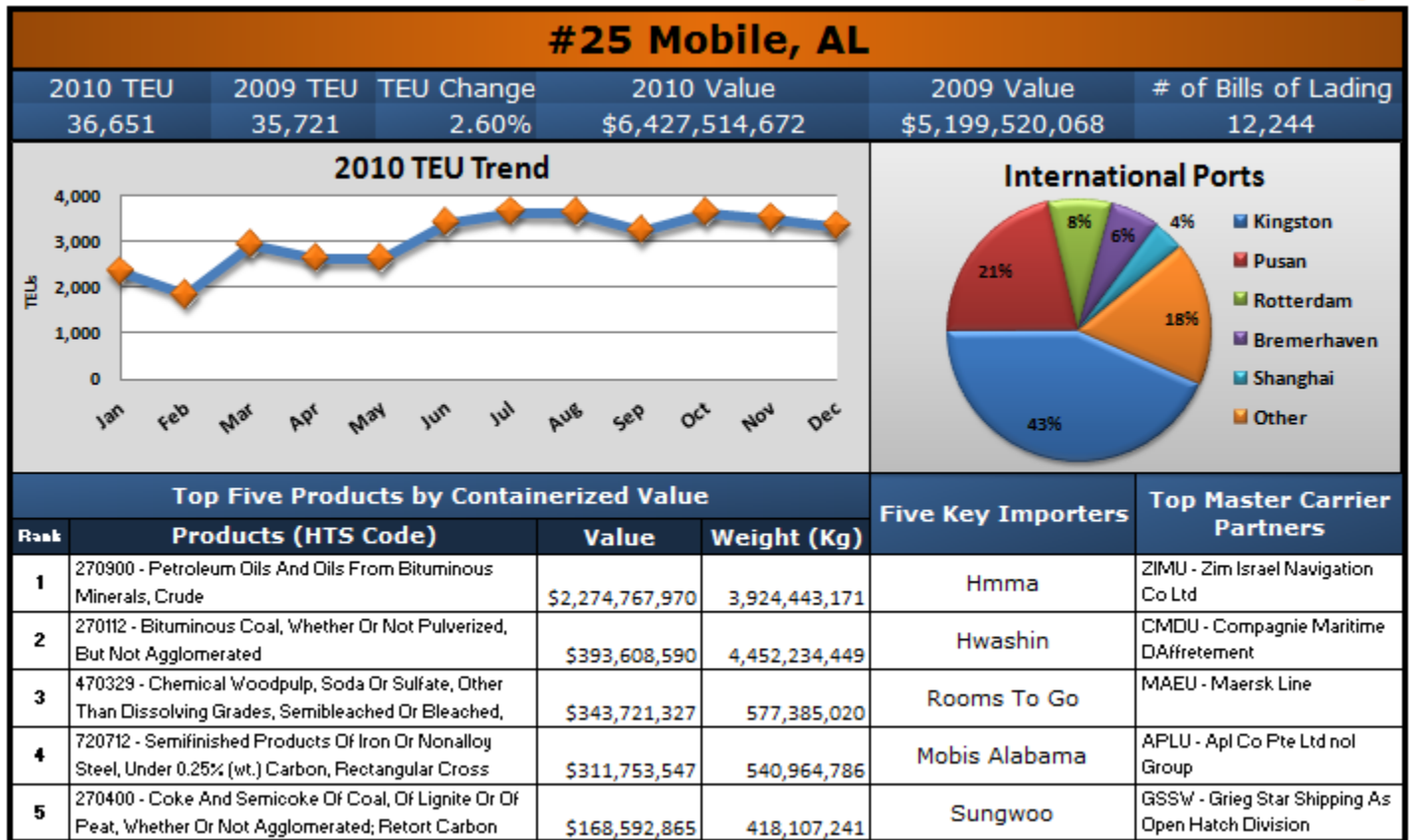
#23 Chester, PA



#24 San Diego, CA



[Back to Port List](#)



[Back to Port List](#)

About Zepol

At Zepol, we provide innovative, online trade databases that generate real competitive advantages for businesses. With our products, Trade**IQ**™ and Trade**View**™, subscribers have access to vital trade data, developed entirely from U.S. government sources that offer insights into:

- [Competitive activity](#)
- [Potential sales leads](#)
- [Supplier sourcing](#)
- [Market trends and analysis](#)
- [Legal and brand protection](#)

Subscribers use our databases to create smarter business strategies, new sales leads, and tactical market advantages.

[Trade**IQ**™](#) - Subscribers can access millions of U.S. import shipments from over 200 countries, delivered via a user-friendly online database that makes finding the information you want easy. Analyze import shipments into the United States by searching Bill of Lading data and find the most up-to-date containerized shipment data easily.

[Trade**View**™](#) - Using trade data released by the U.S. Census Bureau's Foreign Trade Division, subscribers use the most effective tool for analyzing U.S. imports and exports. Examine total imports and exports for products, ports, customs districts, and transportation types by U.S. dollar value, searching all trade activity.

Zepol Corporation is a Minnesota-based company working to provide the most complete and up-to-date trade data to organizations around the world. Zepol provides industry leading trade data tools, Trade**IQ**™ and Trade**View**™, for analyzing the United States trade marketplace. Trade**IQ**™ is an up-to-date U.S. Customs import Bill of Lading database and is available through an online interface. Trade**View**™ provides access to U.S. Census data to visualize the import and export economy.

Zepol's user base includes over 1,000 subscribers representing the leaders of every trade related industry. Our customers are the most important players in the international trade community. Users include leading transportation executives, supply chain professionals, competitive intelligence practitioners, and intellectual property attorneys at:

- Over 40 of the Fortune 500
- 4 of the top 10 Port Authorities by Volume
- 7 of the top 10 Freight Forwarders
- 2 of the top 3 Fruit Importers
- 9 of the top 20 Chemical Companies

For Subscription Information:

Please visit www.zepol.com and request a demonstration or free trial to one of our tools.

Zepol Global Headquarters

7455 France Avenue South, #409

Edina, MN 55435-4702

United States

Phone: 612.435.2191

Fax: 612.233.7124

Sales: info@zepol.com

Support: support@zepol.com

Careers: careers@zepol.com

Media members, please contact:

Chelsea Craven

Zepol Corporation

chelsea.craven@zepol.com

612.435.2179