zepol™

Global intelligence that moves your business.

The Year in Review:
2009 T-Shirt Import Report

www.zepol.com

About our 2009 T-Shirt Import Report:

As the most innovative and advanced U.S. trade information provider to the international trade community, Zepol has created this report of the t-shirt segment of the textile industry for importers, suppliers, transportation companies, and other parties interested in the segment for the United States market. The report provides a better understanding of where the U.S. t-shirt market has been in 2009 and where it is going in 2010 and the future.

We list information for all of the 10-digit HTS Codes (Harmonized Tariff System Codes) for all of the related products under HTS Code 6109. Each import code is examined to show the latest trends for these products. Total values are compared to the previous 12 months and we provide key importers of the products to show a company level perspective.

All data was retrieved using Zepol's trade data tools, Trade**IQ**™ and Trade**View**™. These products are subscription services for the international trade arena. Subscribers have access to additional information for each product, port, and importer at both a transactional and aggregate level.

Data is reported as it has been released by government sources. In many cases, multiple sources will not show data that correlates. Most of these cases are accounted for because of how products arrive in the United States and the manner in which the U.S. government records shipment data.

Importer and supplier listings are sourced from U.S. Customs data from Zepol's Trade**IQ**™. These lists consist of information that estimates which importers and suppliers are actively importing products through U.S. Ports along with their associated volumes. This data is limited to containerized shipments, but may include some bulk cargoes. Some active consignees and shippers may not be listed; please see the "Report Note" on page 3 for more information.

The majority of the data contained in the profiles for each 10-digit HTS Code has been sourced from U.S. Census trade statistics from Zepol's Trade**View**™. All trends and information are presented as the U.S. Census Bureau has released the data to the public. Value represents general imports as assessed by U.S. Customs, or the price actually paid or payable, excluding U.S. import duties, freight, insurance, and other charges. Records show the number of times that the specified HTS Code has been listed on shipping documents.

Zepol hopes that the information in this report will be informative and help you fully understand your market.

Report Note:

This report is based on data collected from the U.S. Census Bureau on a monthly-basis and it is subject to data anomalies present in the data set.

Because of this collection method, some data will show imports for consignees and shippers into the United States which were actually transshipments. For example, a Canadian company's imports to Canada could be reported as U.S. imports because of how U.S. Customs collects the data from shipping lines.

U.S. Customs allows importers to conceal the identity of their shipments. Thus, not all major importers and suppliers can be identified for specific HTS Codes. This data represents the information as it is recorded by U.S. Customs. It may overstate totals from transshipments and may include other data anomalies.

Imports For HTS 6109 T-shirts, Singlets, Tank Tops And Similar Garments, Knitted Or Crocheted
Import Product Categories

HTS Code	2009 Value	2008 Value	Value Change	Records	Records Change
6109.10.0004 Men's Or Boys' Cotton T-shirts, Knit Or Crocheted, All White, Short Sleeves, Crew/v-neck W/ Mitered Seam At Center Of V, No Pockets Trim Or Embroidry	$419,687,026	$510,950,086	-17.86%	18,214	-30.05%
6109.10.0007 Men's Or Boys' Cotton Underwear Singlets, Knitted Or Crocheted, All White, Without Pockets, Trim Or Embroidery	$83,762,812	$95,416,245	-12.21%	4,136	-29.27%
6109.10.0011 Men's Or Boys' Cotton Thermal Undershirts, Knitted Or Crocheted	$39,415,799	$36,349,541	8.44%	1,724	25.93%
6109.10.0012 Men's Cotton Other T-shirts, Knitted Or Crocheted, Except Underwear	$936,323,681	$1,059,465,348	-11.62%	57,612	-9.86%
6109.10.0014 Boys' Cotton Other T-shirts, Knitted Or Crocheted, Except Underwear	$178,206,133	$220,939,189	-19.34%	13,984	-19.79%
6109.10.0018 Men's Cotton Tanktops And Other Singlets, Knitted Or Crocheted, Except Underwear	$47,011,946	$40,647,136	15.66%	3,843	-22.60%
6109.10.0023 Boys' Cotton Tanktops And Other Singlets, Knitted Or Crocheted, Except Underwear	$6,455,021	$7,208,748	-10.46%	886	-8.57%
6109.10.0027 Men's Or Boys' Other Articles Similar To T-shirts, Tank Tops And Singlets Of Cotton, Knitted Or Crocheted, Except Underwear	$91,162,508	$111,692,445	-18.38%	4,897	-32.68%
6109.10.0037 Women's Or Girls' Cotton Underwear, Knitted Or Crocheted	$27,494,439	$48,627,314	-43.46%	1,820	-28.18%
6109.10.0040 Women's Cotton T-shirts, Knitted Or Crocheted, Except Underwear	$701,823,456	$699,916,879	0.27%	42,510	0.77%
6109.10.0045 Girls' Cotton T-shirts, Knitted Or Crocheted, Except Underwear	$159,907,253	$222,753,492	-28.21%	11,252	-25.08%
6109.10.0060 Women's Cotton Tanktops, Knitted Or Crocheted, Except Underwear	$449,571,801	$470,875,762	-4.52%	24,331	2.14%
6109.10.0065 Girls' Cotton Tanktops, Knitted Or Crocheted, Except Underwear	$70,437,659	$85,123,468	-17.25%	4,840	-4.84%
6109.10.0070 Women's Or Girls' Other Articles Similar To T-shirts, Tank Tops, Singlets Of Cotton, Knitted Or Crocheted, Except Underwear	$156,695,858	$215,371,410	-27.24%	10,252	-9.44%
6109.90.1007 Men's T-shirts, Knitted Or Crocheted, Of Other Textile Materials: Of Man-made Fibers	$212,637,804	$267,304,690	-20.45%	14,122	-22.06%
6109.90.1009 Boys' T-shirts, Knitted Or Crocheted, Of Other Textile Materials: Of Man-made Fibers	$39,141,658	$38,188,145	2.50%	4,093	-16.66%
6109.90.1013 Men's Tanktops And Singlets, Knitted Or Crocheted, Of Other Textile Materials: Of Man-made Fibers	$5,521,007	$7,539,239	-26.77%	1,093	-15.92%
6109.90.1025 Boys' Tanktops And Singlets, Knitted Or Crocheted, Of Other Textile Materials: Of Man-made Fibers	$2,355,055	$1,811,689	29.99%	311	2.64%
6109.90.1047 Men's Or Boys' Thermal Undershirts, Knitted Or Crocheted, Of Other Textile Materials: Of Man-made Fibers	$16,117,004	$12,537,309	28.55%	1,230	22.75%
6109.90.1049 Men's Or Boys' Articles Of Manmade Fibers, Except T-shirts, Tank Tops And Singlets, Thermal Undershirts, Knitted Or Crocheted	$21,635,850	$16,864,228	28.29%	2,020	-3.02%
6109.90.1050 Women's T-shirts, Knitted Or Crocheted, Of Other Textile Materials: Of Man-made Fibers	$83,016,726	$65,785,332	26.19%	12,451	17.37%
6109.90.1060 Girls' T-shirts, Knitted Or Crocheted, Of Other Textile Materials: Of Man-made Fibers	$9,392,170	$8,572,477	9.56%	959	1.37%

6109.90.1065 Women's Tanktops And Singlets, Knitted Or Crocheted, Of Other Textile Materials: Of Man-made Fibers	$151,690,123	$165,598,622	-8.40%	14,015	3.25%
6109.90.1070 Girls' Tanktops And Singlets, Knitted Or Crocheted, Of Other Textile Materials: Of Man-made Fibers	$3,675,076	$4,878,049	-24.66%	427	-13.39%
6109.90.1075 Women's Or Girls' Thermal Undershirts, Knitted Or Crocheted, Of Other Textile Materials: Of Man-made Fibers	$11,528,987	$9,328,027	23.60%	897	31.72%
6109.90.1090 Women's Or Girls' Articles Similar To T-shirts, Singlets And Tank Tops Of Manmade Fibers, Knitted Or Crocheted	$33,711,895	$43,018,639	-21.63%	4,117	-12.61%
6109.90.1510 Men's Or Boys' Underwear Of Wool With Long Sleeves Knitted Or Crocheted	$3,162,202	$2,816,378	12.28%	200	9.29%
6109.90.1520 Men's Or Boys' Other T-shirts, Tanktops, Singlets And Similar Garments: With Long Sleeves, Of Wool Knitted Or Crocheted	$770,823	$1,136,294	-32.16%	113	-20.42%
6109.90.1530 Women's Or Girls' Underwear Of Wool, With Long Sleeves, Knitted Or Crocheted	$2,253,365	$2,405,890	-6.34%	186	-30.08%
6109.90.1540 Women's Or Girls' Other T-shirts, Tanktops, Singlets And Similar Garments: With Long Sleeves, Of Wool, Knitted Or Crocheted	$1,070,236	$1,430,661	-25.19%	352	-26.05%
6109.90.4010 Men's Or Boys' Other T-shirts, Tanktops, Singlets And Similar Garments, Greater Than Or Equal To 70 Percent By Weight Of Silk Or Silk Waste	$2,104,583	$2,334,091	-9.83%	225	20.97%
6109.90.4020 Women's Or Girls' Other T-shirts, Tanktops, Singlets And Similar Garments, Greater Than Or Equal To 70 Percent By Weight Of Silk Or Silk Waste	$6,446,390	$10,498,426	-38.60%	1,091	-38.01%
6109.90.8010 Men's Or Boys' Other T-shirts, Tanktops, Singlets And Similar Garments, Containing Less Than 70 Percentby Weight Of Silk Or Silk Waste	$2,131,022	$2,270,057	-6.12%	317	-14.56%
6109.90.8020 Women's Or Girls' Other T-shirts, Tanktops, Singlets And Similar Garments, Containing Less Than 70 Percent By Weight Of Silk Or Silk Waste, Of Wool	$2,966,241	$4,403,173	-32.63%	725	-8.23%
6109.90.8030 Women's Or Girls' Other T-shirts, Tanktops, Singlets And Similar Garments, Containing Less Than 70 Percent By Weight Of Silk Or Silk Waste	$4,936,565	$4,571,327	7.99%	1,209	6.90%

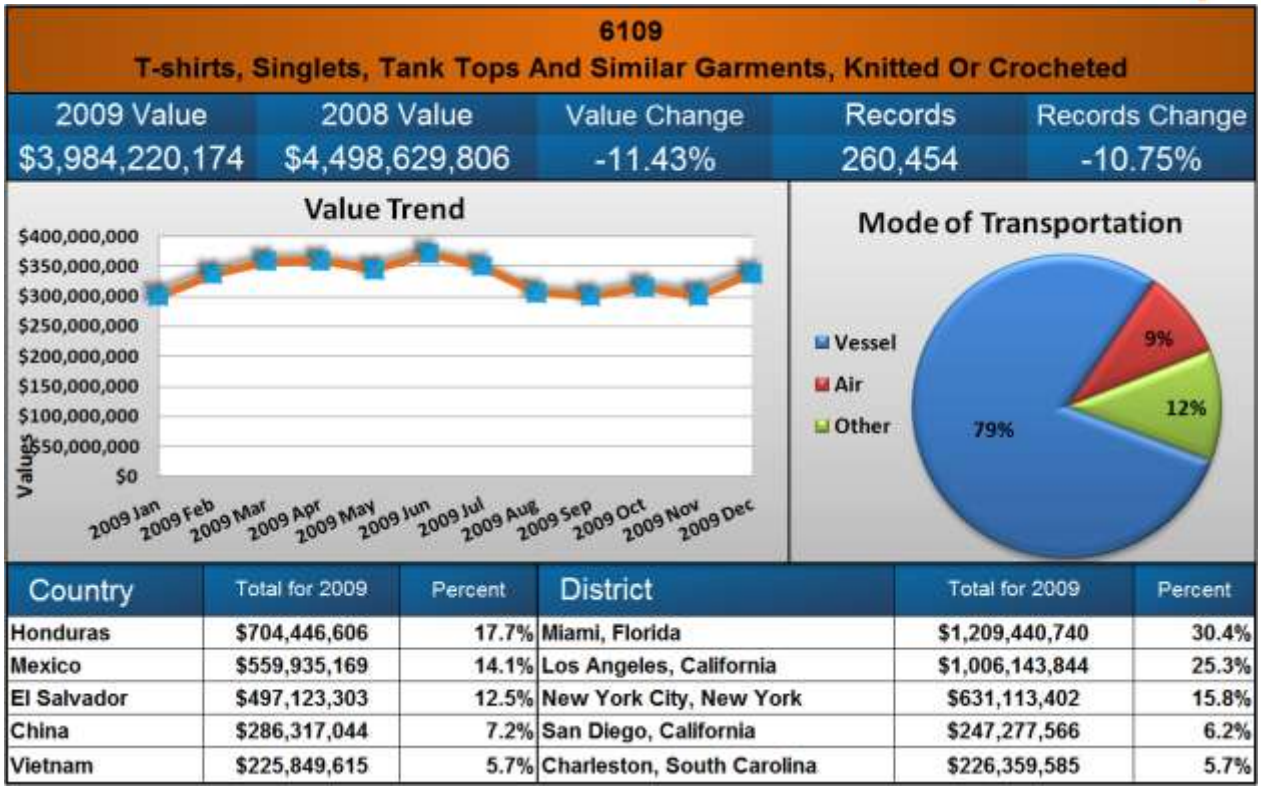

Country	Total for 2009	Percent	District	Total for 2009	Percent
Honduras	$704,446,606	17.7%	Miami, Florida	$1,209,440,740	30.4%
Mexico	$559,935,169	14.1%	Los Angeles, California	$1,006,143,844	25.3%
El Salvador	$497,123,303	12.5%	New York City, New York	$631,113,402	15.8%
China	$286,317,044	7.2%	San Diego, California	$247,277,566	6.2%
Vietnam	$225,849,615	5.7%	Charleston, South Carolina	$226,359,585	5.7%

Key Consignees for HTS – 6109 T-shirts, Singlets, Tank Tops And Similar Garments, Knitted Or Crocheted

Consignee Name	Estimated TEUs	Estimated Metric Tons	Estimated Shipments
The William Carter Company	4,095.56	16,304.63	1,632
Macy's Merchandising Group Inc	3,795.46	13,899.85	1,704
Polo Ralph Lauren Corp.	2,018.64	8,108.35	1,461
Jc Penney Purchasing Corp.	1,728.73	6,272.56	1,506
Adidas America Inc.	1,613.89	6,417.25	1,096
Dsk Industries	1,256.69	6,131.14	531
Garan Manufacturing Corporation	1,216.17	6,135.07	623
Loblaws Inc.	1,076.90	3,243.26	401
Family Dollar Services Inc.	989.05	4,699.04	312
Phillips Van Husen Corporation	958.85	4,064.60	378
Bcbg Max Azria Group	820.97	2,335.75	266
Nygard International Ltd	798.22	1,907.00	711
Disney Theme Park Merchandise	775.48	3,076.64	390
Wicked Fashion Inc	763.26	2,994.29	938
Sportswear Inc.	742.09	3,451.58	298
Foot Locker Ups	714.24	4,528.09	167
One Step Up	653.44	3,045.24	351
Blue Star Imports L.p.	660.27	2,824.76	261
Byer California	610.35	1,773.26	494
Kohl S Corp	602.14	2,553.94	560
Age Group Limited	543.46	1,785.29	86
H & M Hennes & Mauritz Gbc Ab	541.26	2,518.30	302
Afe International	524.17	2,252.53	203

Countries of Origin for HTS – 6109 T-shirts, Singlets, Tank Tops And Similar Garments, Knitted Or Crocheted
2009

Country of Origin	2009 Value	2008 Value	Change	Records	%Change Records
Mexico	$507,271,515	$559,935,169	-9.41%	29,081	-6.96%
China	$455,861,469	$286,317,044	59.22%	33,752	44.84%
El Salvador	$425,030,906	$497,123,303	-14.50%	25,812	-23.68%
Honduras	$420,092,298	$704,446,606	-40.37%	23,633	-40.22%
Vietnam	$225,329,732	$225,849,615	-0.23%	10,815	22.38%
Haiti	$216,047,612	$173,510,286	24.52%	9,700	-8.20%
Nicaragua	$199,556,575	$176,989,149	12.75%	7,816	-17.81%
Guatemala	$180,824,031	$170,788,852	5.88%	5,495	-2.14%
India	$170,035,790	$206,432,403	-17.63%	15,066	-9.43%
Indonesia	$154,250,038	$135,590,522	13.76%	7,086	15.60%
Pakistan	$152,858,242	$171,207,344	-10.72%	7,844	13.12%
Peru	$130,481,315	$158,659,186	-17.76%	9,129	-14.28%
Bangladesh	$127,684,381	$139,541,379	-8.50%	7,943	-1.55%
Cambodia	$107,352,293	$129,867,080	-17.34%	4,441	-3.20%
Dominican Republic	$100,620,636	$111,251,619	-9.56%	3,625	-16.51%
Thailand	$55,563,605	$88,896,403	-37.50%	5,079	-8.17%
Egypt	$53,219,288	$43,994,155	20.97%	2,818	1.51%
Jordan	$42,508,694	$41,273,529	2.99%	1,404	50.00%
Philippines	$25,410,711	$49,376,690	-48.54%	1,611	-23.69%
Sri Lanka	$22,415,210	$29,319,826	-23.55%	2,086	-25.74%
Macao	$17,737,304	$55,109,631	-67.81%	1,616	-59.14%
Turkey	$15,856,396	$24,249,880	-34.61%	4,656	-9.38%
Canada	$15,376,523	$36,197,804	-57.52%	5,729	-33.41%
Colombia	$14,424,080	$17,010,876	-15.21%	1,453	-1.56%
Israel	$13,687,550	$19,039,626	-28.11%	812	-34.20%
Other	$134,723,980	$242,773,514	-44.51%	31,952	-13.82%

Top 25 U.S. Import Ports for HTS – 6109 T-shirts, Singlets, Tank Tops And Similar Garments, Knitted Or Crocheted

Import Port Name	2009 Value	2008 Value	Change
Los Angeles, CA	$839,753,818	$850,029,916	-1.21%
Miami, FL	$563,875,208	$514,508,394	9.59%
Port Everglades, FL	$379,011,728	$598,155,775	-36.64%
Newark, NJ	$322,989,362	$363,162,432	-11.06%
Savannah, GA	$167,726,668	$68,974,478	143.17%
Gulfport, MS	$151,520,576	$196,966,212	-23.07%
Tecate, CA	$136,436,667	$141,028,033	-3.26%
Laredo, TX	$129,018,683	$164,865,085	-21.74%
New York, NY	$124,152,881	$146,609,446	-15.32%
Seattle, WA	$110,488,884	$97,976,330	12.77%
Charleston, SC	$97,558,289	$226,328,766	-56.90%
JFK Int Airport, NY	$93,787,521	$121,339,084	-22.71%
Otay Mesa Station	$90,431,849	$99,596,758	-9.20%
LA Int Airport, CA	$81,600,484	$75,548,711	8.01%
New Orleans, LA	$81,020,895	$113,203,929	-28.43%
Miami Int Airport, FL	$70,846,589	$90,777,470	-21.96%
Panama City, FL	$61,144,148	$66,149,868	-7.57%
Norfolk, VA	$60,371,450	$102,202,338	-40.93%
Long Beach, CA	$53,815,177	$77,118,935	-30.22%
Oakland, CA	$41,080,952	$53,046,688	-22.56%
Nogales, AZ	$40,798,519	$4,806,262	748.86%
Chicago, IL	$35,154,473	$30,889,099	13.81%
Houston, TX	$24,937,188	$29,890,414	-16.57%
Wilmington, NC	$24,229,311	$1,300,953	1762.43%
Hildago, TX	$17,977,303	$38,097,086	-52.81%
Other	$184,491,551	$182,273,108	1.22%

Import HTS Codes:

6109.10.0004 Men's Or Boys' Cotton T-shirts, Knit Or Crocheted, All White, Short Sleeves, Crew/v-neck W/ Mitered Seam At Center Of V, No Pockets Trim Or Embroidry

2009 Value	2008 Value	Value Change	Records	Records Change
$419,687,026	$510,950,086	-17.86%	18,214	-30.05%

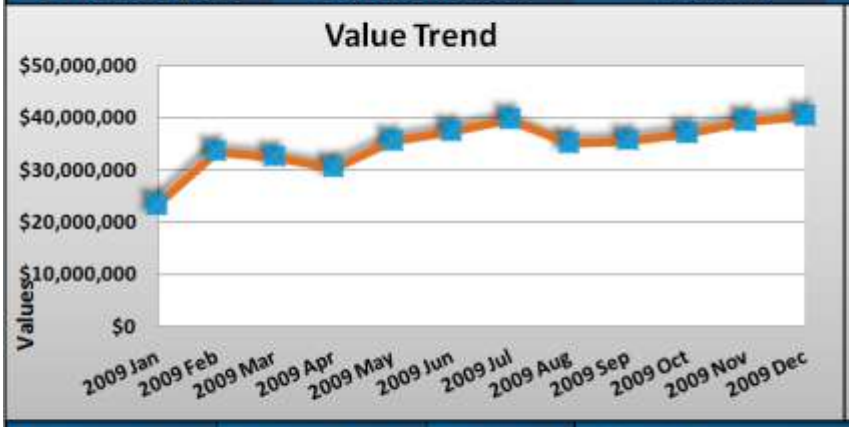

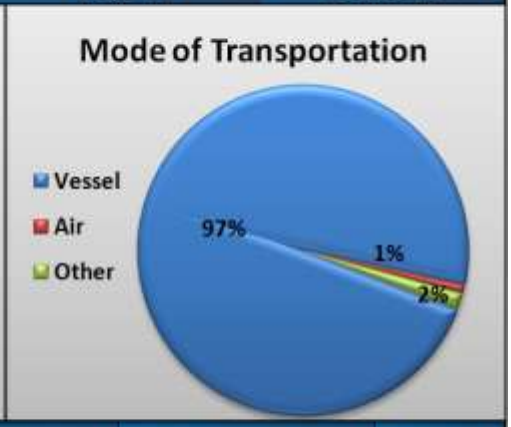

Country	Total for 2009	Percent	District	Total for 2009	Percent
Haiti	$99,640,552	23.7%	Miami, Florida	$237,831,514	56.7%
Honduras	$83,774,085	20.0%	Mobile, Alabama	$36,739,540	8.8%
El Salvador	$82,582,862	19.7%	Los Angeles, California	$36,545,415	8.7%
Dominican	$41,932,078	10.0%	New Orleans, Louisiana	$33,053,225	7.9%
Nicaragua	$17,550,783	4.2%	New York City, New York	$27,039,510	6.4%

6109.10.0007 Men's Or Boys' Cotton Underwear Singlets, Knitted Or Crocheted, All White, Without Pockets, Trim Or Embroidery

2009 Value	2008 Value	Value Change	Records	Records Change
$83,762,812	$95,416,245	-12.21%	4,136	-29.27%

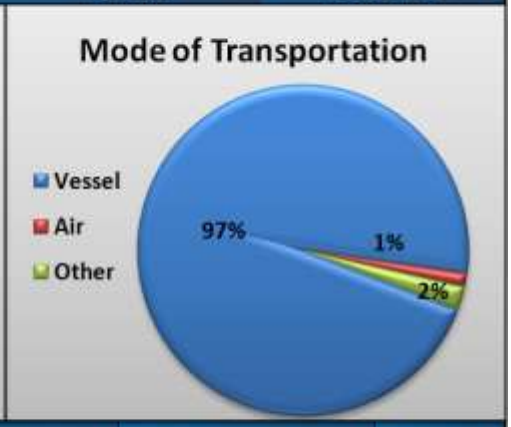

Country	Total for 2009	Percent	District	Total for 2009	Percent
Honduras	$31,071,786	37.1%	Miami, Florida	$33,718,391	40.3%
El Salvador	$24,020,550	28.7%	Mobile, Alabama	$9,866,170	11.8%
India	$4,845,147	5.8%	Los Angeles, California	$8,794,603	10.5%
Turkmenistan	$4,595,121	5.5%	New Orleans, Louisiana	$8,616,378	10.3%
China	$2,966,153	3.5%	New York City, New York	$8,229,255	9.8%

6109.10.0011
Men's Or Boys' Cotton Thermal Undershirts, Knitted Or Crocheted

2009 Value	2008 Value	Value Change	Records	Records Change
$39,415,799	$36,349,541	8.44%	1,724	25.93%

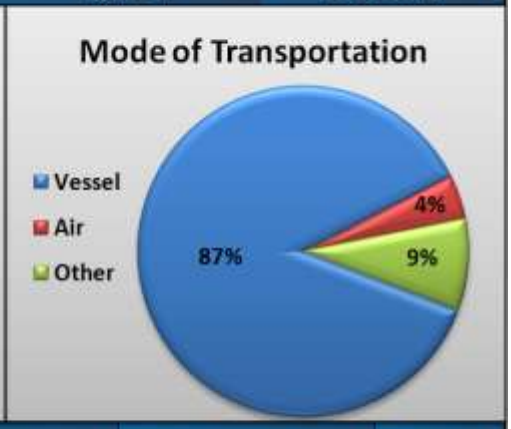

Country	Total for 2009	Percent	District	Total for 2009	Percent
Pakistan	$10,110,430	25.7%	Miami, Florida	$13,528,378	34.3%
El Salvador	$8,376,745	21.3%	Los Angeles, California	$8,410,529	21.3%
Nicaragua	$3,692,996	9.4%	New York City, New York	$8,133,674	20.6%
Mexico	$3,465,915	8.8%	Laredo, Texas	$3,458,009	8.8%
China	$2,739,775	7.0%	Houston-Galveston, Texas	$1,926,736	4.9%

6109.10.0012
Men's Cotton Other T-shirts, Knitted Or Crocheted, Except Underwear

2009 Value	2008 Value	Value Change	Records	Records Change
$936,323,681	$1,059,465,348	-11.62%	57,612	-9.86%

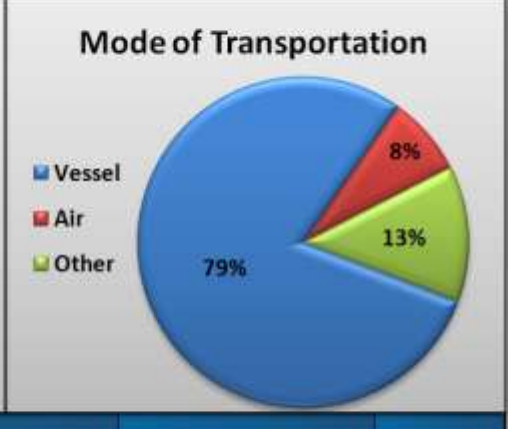

Country	Total for 2009	Percent	District	Total for 2009	Percent
Mexico	$135,627,441	14.5%	Miami, Florida	$277,826,743	29.7%
El Salvador	$124,672,551	13.3%	Los Angeles, California	$188,297,847	20.1%
Honduras	$118,748,188	12.7%	New York City, New York	$163,183,173	17.4%
China	$78,432,960	8.4%	Laredo, Texas	$82,233,520	8.8%
Haiti	$76,104,507	8.1%	San Diego, California	$36,261,641	3.9%

6109.10.0014
Boys' Cotton Other T-shirts, Knitted Or Crocheted, Except Underwear

2009 Value	2008 Value	Value Change	Records	Records Change
$178,206,133	$220,939,189	-19.34%	13,984	-19.79%

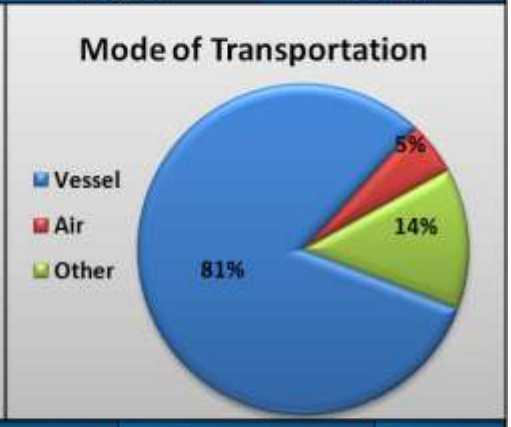

Country	Total for 2009	Percent	District	Total for 2009	Percent
El Salvador	$31,532,946	17.7%	Miami, Florida	$65,429,023	36.7%
Mexico	$26,962,081	15.1%	New York City, New York	$29,215,392	16.4%
Haiti	$21,458,815	12.0%	Los Angeles, California	$28,729,798	16.1%
China	$15,425,854	8.7%	Laredo, Texas	$18,440,948	10.3%
Nicaragua	$10,818,223	6.1%	Savannah, Georgia	$11,604,661	6.5%

6109.10.0018
Men's Cotton Tanktops And Other Singlets, Knitted Or Crocheted, Except Underwear

2009 Value	2008 Value	Value Change	Records	Records Change
$47,011,946	$40,647,136	15.66%	3,843	-22.60%

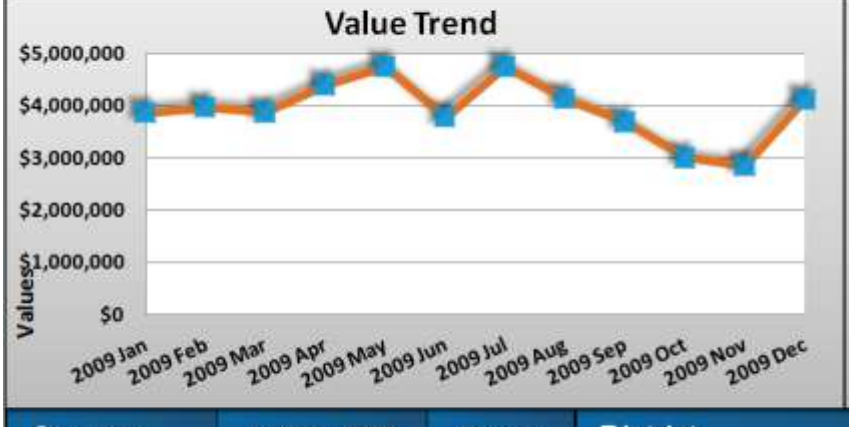

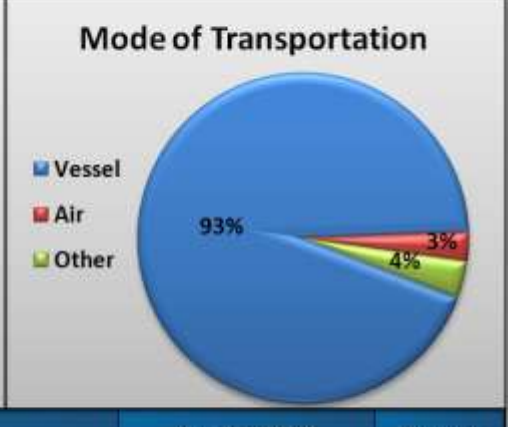

Country	Total for 2009	Percent	District	Total for 2009	Percent
El Salvador	$21,353,411	45.4%	Miami, Florida	$9,197,565	19.6%
Honduras	$8,088,853	17.2%	Mobile, Alabama	$8,710,180	18.5%
China	$3,071,669	6.5%	New Orleans, Louisiana	$7,398,012	15.7%
India	$3,021,893	6.4%	Los Angeles, California	$6,514,617	13.9%
Pakistan	$1,981,133	4.2%	New York City, New York	$6,100,485	13.0%

6109.10.0023
Boys' Cotton Tanktops And Other Singlets, Knitted Or Crocheted, Except Underwear

2009 Value	2008 Value	Value Change	Records	Records Change
$6,455,021	$7,208,748	-10.46%	886	-8.57%

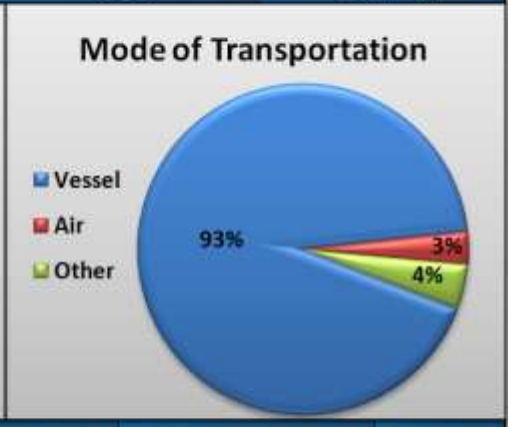

Country	Total for 2009	Percent	District	Total for 2009	Percent
Honduras	$1,142,614	17.7%	Los Angeles, California	$2,125,516	32.9%
China	$1,108,169	17.2%	Miami, Florida	$2,005,385	31.1%
El Salvador	$788,605	12.2%	New York City, New York	$1,213,676	18.8%
Guatemala	$565,392	8.8%	Savannah, Georgia	$171,682	2.7%
Egypt	$442,680	6.9%	Mobile, Alabama	$161,094	2.5%

6109.10.0027 Men's Or Boys' Other Articles Similar To T-shirts, Tank Tops And Singlets Of Cotton, Knitted Or Crocheted, Except Underwear

2009 Value	2008 Value	Value Change	Records	Records Change
$91,162,508	$111,692,445	-18.38%	4,897	-32.68%

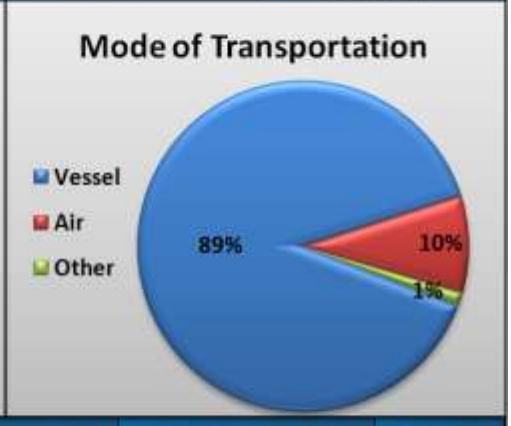

Country	Total for 2009	Percent	District	Total for 2009	Percent
Pakistan	$16,643,804	18.3%	Miami, Florida	$23,614,803	25.9%
Honduras	$13,631,748	15.0%	Los Angeles, California	$23,200,181	25.4%
India	$13,332,398	14.6%	New York City, New York	$11,152,001	12.2%
China	$8,694,455	9.5%	Norfolk, Virginia	$9,049,836	9.9%
El Salvador	$8,227,984	9.0%	Savannah, Georgia	$6,985,649	7.7%

6109.10.0037
Women's Or Girls' Cotton Underwear, Knitted Or Crocheted

2009 Value	2008 Value	Value Change	Records	Records Change
$27,494,439	$48,627,314	-43.46%	1,820	-28.18%

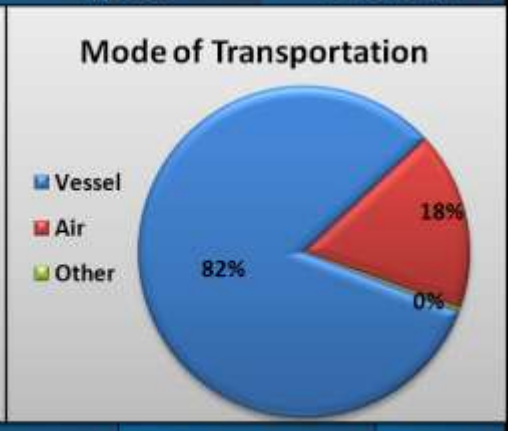

Country	Total for 2009	Percent	District	Total for 2009	Percent
China	$7,385,741	26.9%	Los Angeles, California	$9,560,052	34.8%
Bangladesh	$5,472,927	19.9%	New York City, New York	$7,763,593	28.2%
El Salvador	$3,206,028	11.7%	Miami, Florida	$5,440,921	19.8%
Thailand	$2,512,024	9.1%	Savannah, Georgia	$2,486,045	9.0%
India	$1,897,557	6.9%	San Francisco, California	$559,263	2.0%

6109.10.0040
Women's Cotton T-shirts, Knitted Or Crocheted, Except Underwear

2009 Value	2008 Value	Value Change	Records	Records Change
$701,823,456	$699,916,879	0.27%	42,510	0.77%

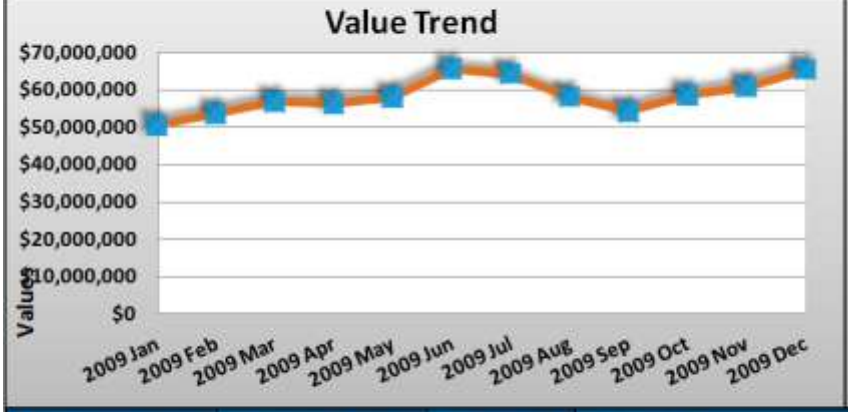

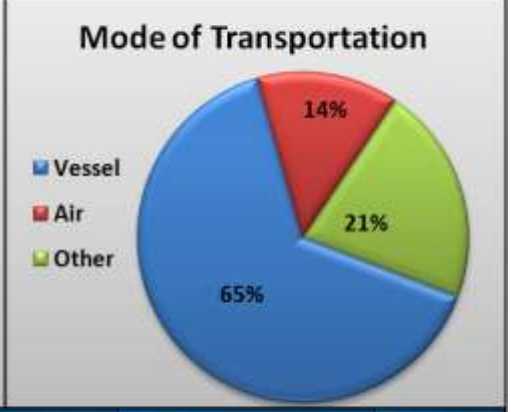

Country	Total for 2009	Percent	District	Total for 2009	Percent
Mexico	$172,629,459	24.6%	Los Angeles, California	$229,906,226	32.8%
China	$95,702,464	13.6%	Miami, Florida	$125,455,000	17.9%
Honduras	$82,051,870	11.7%	San Diego, California	$125,233,763	17.8%
Guatemala	$52,849,933	7.5%	New York City, New York	$80,285,866	11.4%
Vietnam	$46,675,650	6.7%	Tampa, Florida	$26,752,640	3.8%

6109.10.0045
Girls' Cotton T-shirts, Knitted Or Crocheted, Except Underwear

2009 Value	2008 Value	Value Change	Records	Records Change
$159,907,253	$222,753,492	-28.21%	11,252	-25.08%

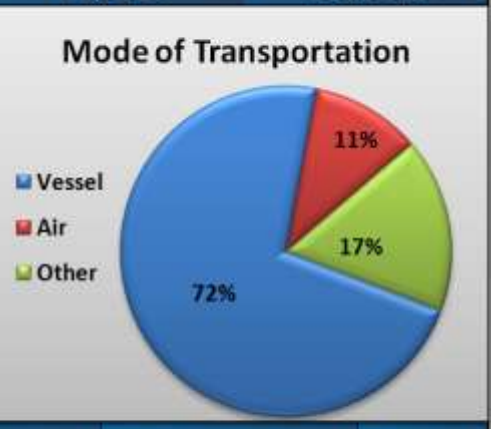

Country	Total for 2009	Percent	District	Total for 2009	Percent
Honduras	$30,512,189	19.1%	Los Angeles, California	$58,854,331	36.8%
Mexico	$29,326,032	18.3%	Miami, Florida	$34,423,713	21.5%
China	$21,129,796	13.2%	San Diego, California	$23,059,816	14.4%
Guatemala	$12,300,916	7.7%	New York City, New York	$17,451,894	10.9%
Vietnam	$11,683,330	7.3%	Seattle, Washington	$3,297,350	2.1%

6109.10.0060
Women's Cotton Tanktops, Knitted Or Crocheted, Except Underwear

2009 Value	2008 Value	Value Change	Records	Records Change
$449,571,801	$470,875,762	-4.52%	24,331	2.14%

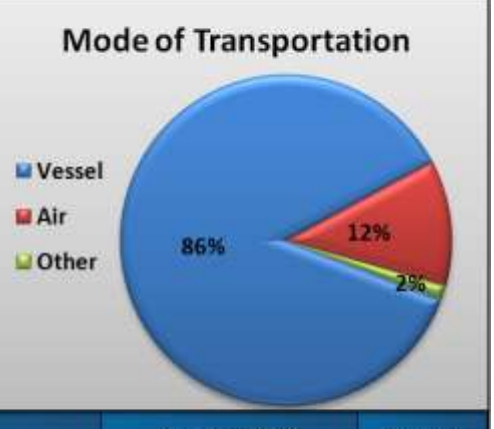

Country	Total for 2009	Percent	District	Total for 2009	Percent
China	$67,688,251	35.5%	Los Angeles, California	$159,764,193	15.1%
Indonesia	$59,095,453	14.6%	New York City, New York	$65,846,919	13.1%
Vietnam	$58,219,947	13.8%	Savannah, Georgia	$62,020,738	13.0%
Nicaragua	$51,300,747	9.0%	Seattle, Washington	$40,283,150	11.4%
Guatemala	$41,038,718	6.9%	Miami, Florida	$31,060,399	9.1%

6109.10.0065
Girls' Cotton Tanktops, Knitted Or Crocheted, Except Underwear

2009 Value	2008 Value	Value Change	Records	Records Change
$70,437,659	$85,123,468	-17.25%	4,840	-4.84%

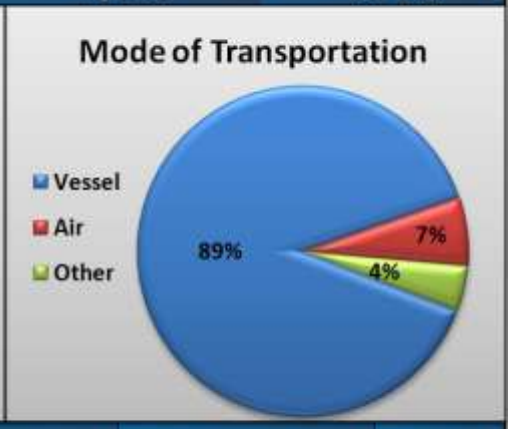

Country	Total for 2009	Percent	District	Total for 2009	Percent
Vietnam	$10,434,933	35.8%	Los Angeles, California	$25,223,653	14.8%
China	$9,546,858	13.6%	Savannah, Georgia	$9,595,159	13.6%
Guatemala	$6,860,935	13.2%	New York City, New York	$9,284,802	9.7%
Indonesia	$6,726,080	9.7%	Mobile, Alabama	$6,802,180	9.5%
Honduras	$6,113,046	5.7%	Miami, Florida	$3,996,585	8.7%

6109.10.0070 Women's Or Girls' Other Articles Similar To T-shirts, Tank Tops, Singlets Of Cotton, Knitted Or Crocheted, Except Underwear

2009 Value	2008 Value	Value Change	Records	Records Change
$156,695,858	$215,371,410	-27.24%	10,252	-9.44%

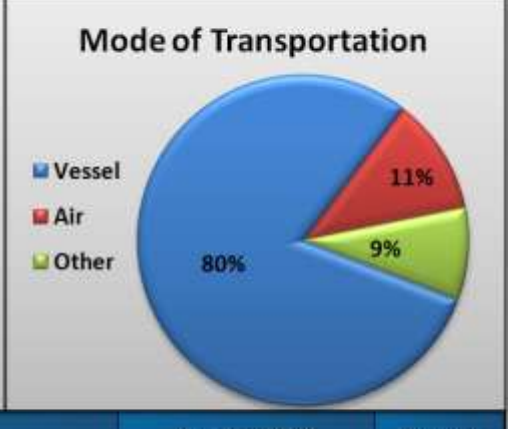

Country	Total for 2009	Percent	District	Total for 2009	Percent
China	$21,458,765	37.1%	Los Angeles, California	$58,137,320	13.7%
Vietnam	$17,525,619	17.8%	New York City, New York	$27,969,164	11.2%
Indonesia	$14,990,480	12.8%	Miami, Florida	$20,134,071	9.6%
Mexico	$14,301,977	8.2%	San Diego, California	$12,829,393	9.1%
Peru	$12,815,700	6.2%	Seattle, Washington	$9,730,225	8.2%

6109.90.1007
Men's T-shirts, Knitted Or Crocheted, Of Other Textile Materials: Of Man-made Fibers

2009 Value	2008 Value	Value Change	Records	Records Change
$212,637,804	$267,304,690	-20.45%	14,122	-22.06%

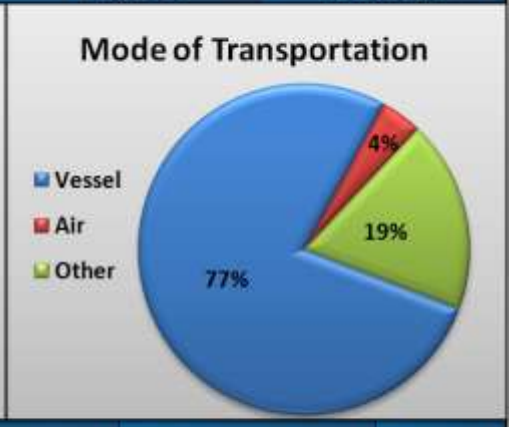

Country	Total for 2009	Percent	District	Total for 2009	Percent
El Salvador	$52,587,386	39.3%	Miami, Florida	$83,506,253	24.7%
Mexico	$48,301,158	15.9%	Mobile, Alabama	$33,893,762	22.7%
Nicaragua	$42,206,934	12.6%	Nogales, Arizona	$26,733,319	19.8%
Honduras	$13,843,453	7.5%	Los Angeles, California	$15,875,918	6.5%
Haiti	$12,059,463	5.4%	New York City, New York	$11,560,004	5.7%

6109.90.1009
Boys' T-shirts, Knitted Or Crocheted, Of Other Textile Materials: Of Man-made Fibers

2009 Value	2008 Value	Value Change	Records	Records Change
$39,141,658	$38,188,145	2.50%	4,093	-16.66%

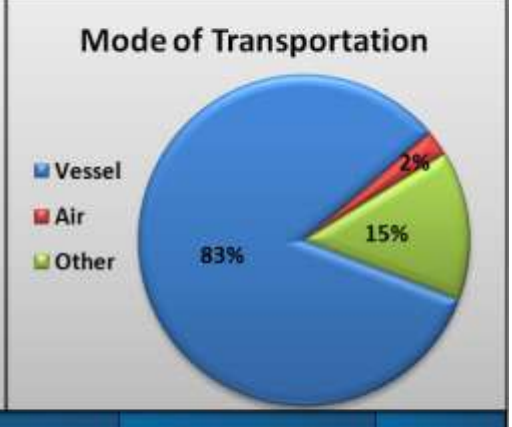

Country	Total for 2009	Percent	District	Total for 2009	Percent
El Salvador	$13,195,497	44.9%	Miami, Florida	$17,555,198	33.7%
Nicaragua	$7,021,336	20.6%	Mobile, Alabama	$8,046,404	17.9%
Mexico	$6,740,032	11.8%	Nogales, Arizona	$4,623,128	17.2%
Haiti	$4,024,049	6.5%	Los Angeles, California	$2,538,446	10.3%
China	$2,249,960	4.9%	New York City, New York	$1,924,622	5.7%

6109.90.1013 Men's Tanktops And Singlets, Knitted Or Crocheted, Of Other Textile Materials: Of Man-made Fibers

2009 Value	2008 Value	Value Change	Records	Records Change
$5,521,007	$7,539,239	-26.77%	1,093	-15.92%

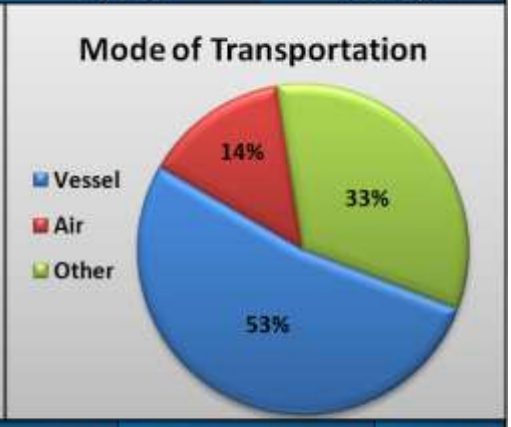

Country	Total for 2009	Percent	District	Total for 2009	Percent
Mexico	$1,520,467	17.6%	Miami, Florida	$969,564	27.5%
China	$1,074,198	15.6%	Los Angeles, California	$862,014	19.5%
El Salvador	$596,436	13.5%	Seattle, Washington	$743,642	10.8%
Canada	$517,446	12.1%	Nogales, Arizona	$667,261	9.4%
Egypt	$329,019	9.2%	Laredo, Texas	$507,300	6.0%

6109.90.1025 Boys' Tanktops And Singlets, Knitted Or Crocheted, Of Other Textile Materials: Of Man-made Fibers

2009 Value	2008 Value	Value Change	Records	Records Change
$2,355,055	$1,811,689	29.99%	311	2.64%

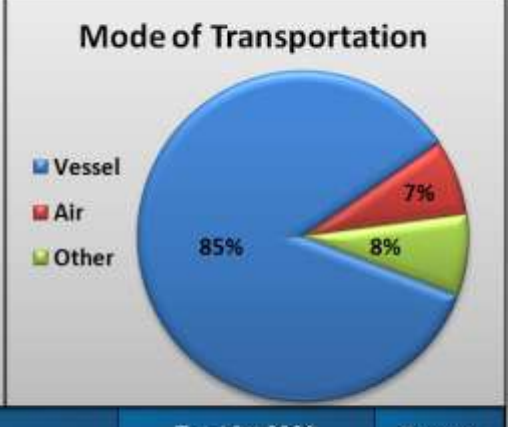

Country	Total for 2009	Percent	District	Total for 2009	Percent
El Salvador	$675,354	39.8%	New York City, New York	$936,426	28.7%
Egypt	$584,411	31.1%	Miami, Florida	$732,407	24.8%
Mexico	$298,439	12.6%	Los Angeles, California	$297,887	12.7%
China	$264,435	6.2%	San Diego, California	$145,548	11.2%
Thailand	$255,495	5.1%	Tampa, Florida	$120,005	10.8%

6109.90.1047 Men's Or Boys' Thermal Undershirts, Knitted Or Crocheted, Of Other Textile Materials: Of Man-made Fibers

2009 Value	2008 Value	Value Change	Records	Records Change
$16,117,004	$12,537,309	28.55%	1,230	22.75%

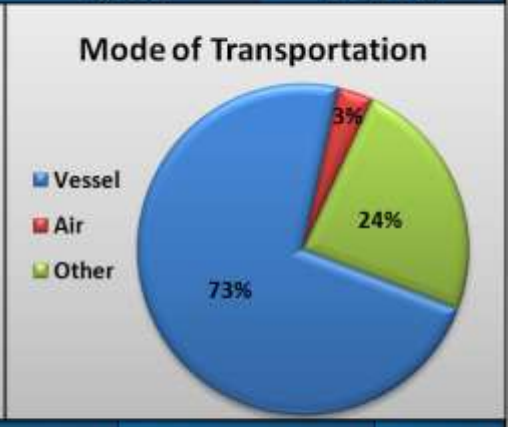

Country	Total for 2009	Percent	District	Total for 2009	Percent
China	$3,174,259	20.8%	Miami, Florida	$3,352,137	19.7%
El Salvador	$2,852,771	20.0%	Los Angeles, California	$3,220,479	17.7%
Vietnam	$2,532,923	18.3%	Seattle, Washington	$2,941,653	15.7%
Mexico	$2,103,192	15.7%	New York City, New York	$2,529,846	13.0%
Costa Rica	$1,109,613	13.3%	Laredo, Texas	$2,144,135	6.9%

6109.90.1049 Men's Or Boys' Articles Of Manmade Fibers, Except T-shirts, Tank Tops And Singlets, Thermal Undershirts, Knitted Or Crocheted

2009 Value	2008 Value	Value Change	Records	Records Change
$21,635,850	$16,864,228	28.29%	2,020	-3.02%

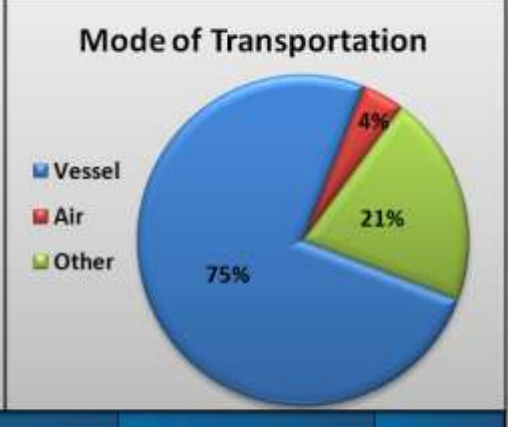

Country	Total for 2009	Percent	District	Total for 2009	Percent
Mexico	$4,844,826	18.3%	San Diego, California	$3,948,733	22.4%
Singapore	$2,463,030	17.8%	Los Angeles, California	$3,854,667	11.4%
Honduras	$2,441,090	14.1%	Miami, Florida	$3,040,714	11.3%
Jordan	$2,190,576	13.4%	Mobile, Alabama	$2,905,391	10.1%
El Salvador	$1,874,357	9.8%	Savannah, Georgia	$2,109,567	8.7%

6109.90.1050
Women's T-shirts, Knitted Or Crocheted, Of Other Textile Materials: Of Man-made Fibers

2009 Value	2008 Value	Value Change	Records	Records Change
$83,016,726	$65,785,332	26.19%	12,451	17.37%

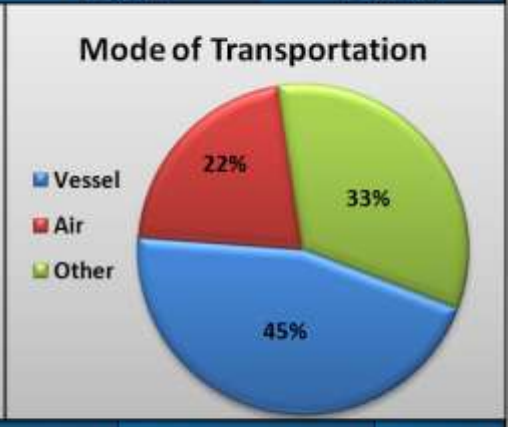

Country	Total for 2009	Percent	District	Total for 2009	Percent
Mexico	$26,857,696	29.5%	Los Angeles, California	$24,465,954	32.4%
China	$16,824,419	16.6%	New York City, New York	$13,750,260	20.3%
Guatemala	$5,656,565	13.1%	San Diego, California	$10,914,600	6.8%
Indonesia	$3,997,672	9.5%	Laredo, Texas	$7,896,777	4.8%
Peru	$3,815,764	9.2%	Nogales, Arizona	$7,600,884	4.6%

6109.90.1060
Girls' T-shirts, Knitted Or Crocheted, Of Other Textile Materials: Of Man-made Fibers

2009 Value	2008 Value	Value Change	Records	Records Change
$9,392,170	$8,572,477	9.56%	959	1.37%

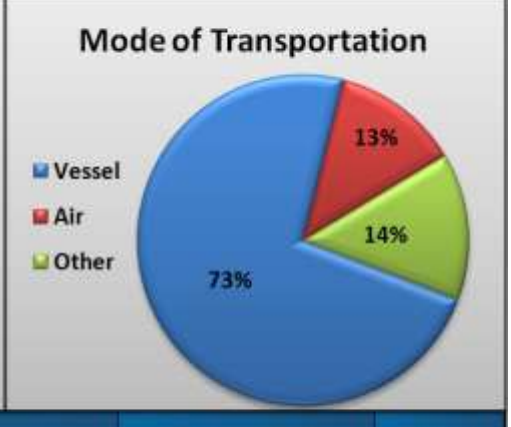

Country	Total for 2009	Percent	District	Total for 2009	Percent
El Salvador	$2,921,437	38.9%	Miami, Florida	$3,652,575	31.1%
China	$1,317,880	27.2%	Los Angeles, California	$2,550,382	14.0%
Guatemala	$1,300,252	6.5%	New York City, New York	$606,413	13.8%
Mexico	$998,506	4.5%	Laredo, Texas	$422,957	10.6%
Dominican	$366,128	3.8%	Ogdensburg, New York	$356,449	3.9%

6109.90.1065 Women's Tanktops And Singlets, Knitted Or Crocheted, Of Other Textile Materials: Of Man-made Fibers

2009 Value	2008 Value	Value Change	Records	Records Change
$151,690,123	$165,598,622	-8.40%	14,015	3.25%

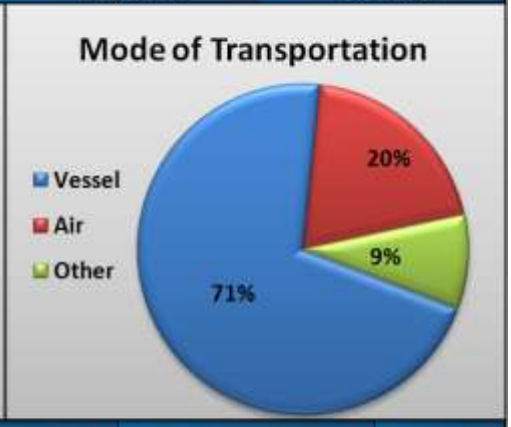

Country	Total for 2009	Percent	District	Total for 2009	Percent
China	$43,200,977	36.8%	Los Angeles, California	$55,848,625	28.5%
Vietnam	$16,036,325	20.2%	New York City, New York	$30,682,098	10.6%
Indonesia	$11,553,992	8.3%	Seattle, Washington	$12,565,451	7.6%
Cambodia	$10,700,636	6.6%	Savannah, Georgia	$9,976,350	7.1%
Jordan	$9,017,868	4.0%	Miami, Florida	$6,140,033	5.9%

6109.90.1070 Girls' Tanktops And Singlets, Knitted Or Crocheted, Of Other Textile Materials: Of Man-made Fibers

2009 Value	2008 Value	Value Change	Records	Records Change
$3,675,076	$4,878,049	-24.66%	427	-13.39%

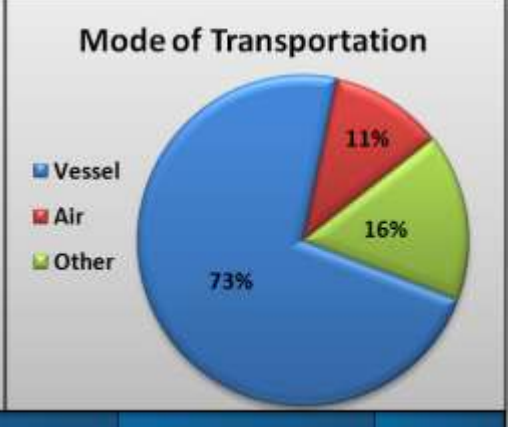

Country	Total for 2009	Percent	District	Total for 2009	Percent
China	$1,297,781	53.3%	Los Angeles, California	$1,957,084	35.3%
Mexico	$557,973	13.9%	San Diego, California	$512,165	15.2%
Philippines	$471,551	8.4%	New York City, New York	$308,022	12.8%
El Salvador	$297,872	8.3%	Miami, Florida	$304,532	8.1%
Vietnam	$277,195	6.7%	Seattle, Washington	$247,784	7.5%

6109.90.1075 Women's Or Girls' Thermal Undershirts, Knitted Or Crocheted, Of Other Textile Materials: Of Man-made Fibers

2009 Value	2008 Value	Value Change	Records	Records Change
$11,528,987	$9,328,027	23.60%	897	31.72%

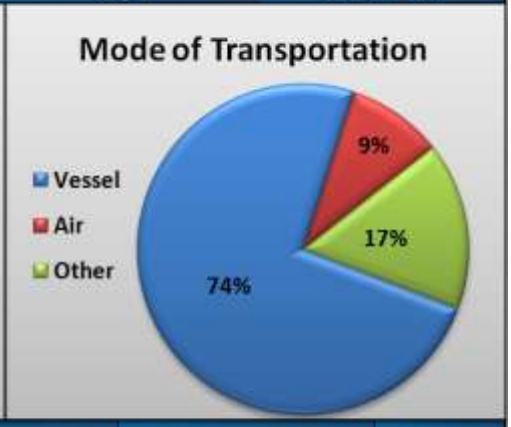

Country	Total for 2009	Percent	District	Total for 2009	Percent
China	$4,126,784	29.4%	Los Angeles, California	$3,392,798	35.8%
El Salvador	$2,391,556	23.1%	Miami, Florida	$2,665,658	20.7%
Vietnam	$1,858,599	15.0%	Seattle, Washington	$1,724,934	16.1%
Mexico	$1,617,598	14.3%	New York City, New York	$1,653,254	14.0%
Costa Rica	$689,358	14.0%	Laredo, Texas	$1,617,598	6.0%

6109.90.1090 Women's Or Girls' Articles Similar To T-shirts, Singlets And Tank Tops Of Manmade Fibers, Knitted Or Crocheted

2009 Value	2008 Value	Value Change	Records	Records Change
$33,711,895	$43,018,639	-21.63%	4,117	-12.61%

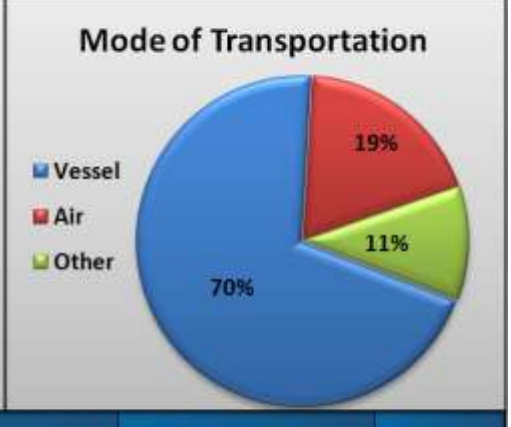

Country	Total for 2009	Percent	District	Total for 2009	Percent
China	$8,958,776	39.6%	Los Angeles, California	$13,349,574	26.6%
Guatemala	$4,872,427	17.6%	New York City, New York	$5,943,135	14.5%
Vietnam	$3,261,911	17.1%	Miami, Florida	$5,766,376	9.7%
Indonesia	$2,481,255	5.5%	Seattle, Washington	$1,846,519	7.4%
Mexico	$2,134,446	5.2%	San Diego, California	$1,750,822	6.3%

6109.90.1510
Men's Or Boys' Underwear Of Wool With Long Sleeves Knitted Or Crocheted

2009 Value	2008 Value	Value Change	Records	Records Change
$3,162,202	$2,816,378	12.28%	200	9.29%

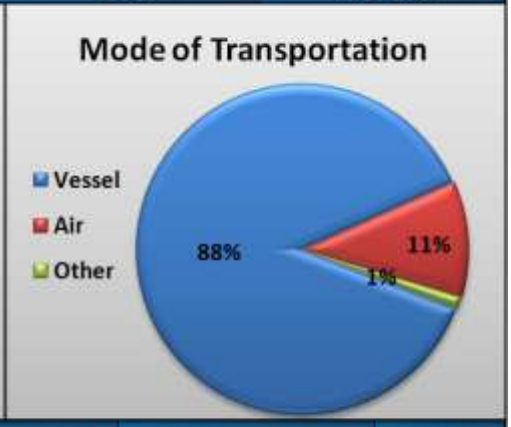

Country	Total for 2009	Percent	District	Total for 2009	Percent
China	$2,353,178	69.4%	Seattle, Washington	$2,194,310	74.4%
Vietnam	$468,516	9.3%	New York City, New York	$294,359	14.8%
Sweden	$136,498	6.1%	Boston, Massachusetts	$191,853	4.3%
Fiji	$108,038	4.4%	Los Angeles, California	$138,312	3.4%
Australia	$25,202	4.3%	Charleston, South Carolina	$136,498	0.8%

6109.90.1520 Men's Or Boys' Other T-shirts, Tanktops, Singlets And Similar Garments: With Long Sleeves, Of Wool Knitted Or Crocheted

2009 Value	2008 Value	Value Change	Records	Records Change
$770,823	$1,136,294	-32.16%	113	-20.42%

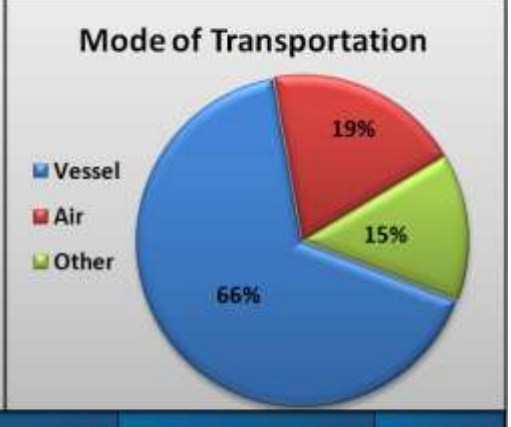

Country	Total for 2009	Percent	District	Total for 2009	Percent
China	$531,836	44.7%	San Francisco, California	$344,319	69.0%
Mexico	$109,248	14.2%	Laredo, Texas	$109,248	14.2%
Switzerland	$35,435	14.1%	Seattle, Washington	$109,026	4.6%
Turkey	$33,302	9.4%	New York City, New York	$72,450	4.3%
Italy	$14,760	8.8%	Los Angeles, California	$67,829	1.9%

6109.90.1530
Women's Or Girls' Underwear Of Wool, With Long Sleeves, Knitted Or Crocheted

2009 Value	2008 Value	Value Change	Records	Records Change
$2,253,365	$2,405,890	-6.34%	186	-30.08%

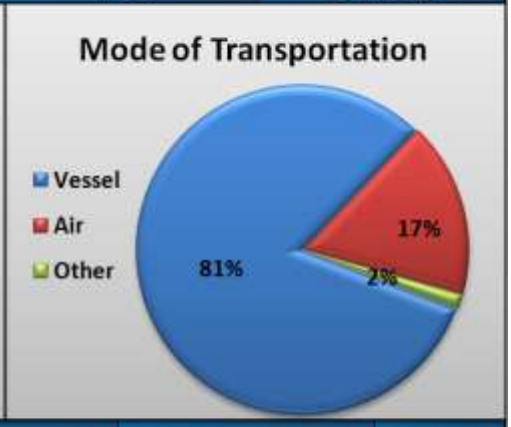

Country	Total for 2009	Percent	District	Total for 2009	Percent
China	$1,751,441	69.0%	Seattle, Washington	$1,554,048	77.7%
Vietnam	$208,468	13.6%	New York City, New York	$307,562	9.3%
Fiji	$106,632	4.8%	Chicago, Illinois	$108,060	4.7%
Portugal	$58,992	4.5%	San Francisco, California	$100,631	2.6%
Italy	$26,748	3.3%	Los Angeles, California	$73,568	1.2%

6109.90.1540 Women's Or Girls' Other T-shirts, Tanktops, Singlets And Similar Garments: With Long Sleeves, Of Wool, Knitted Or Crocheted

2009 Value	2008 Value	Value Change	Records	Records Change
$1,070,236	$1,430,661	-25.19%	352	-26.05%

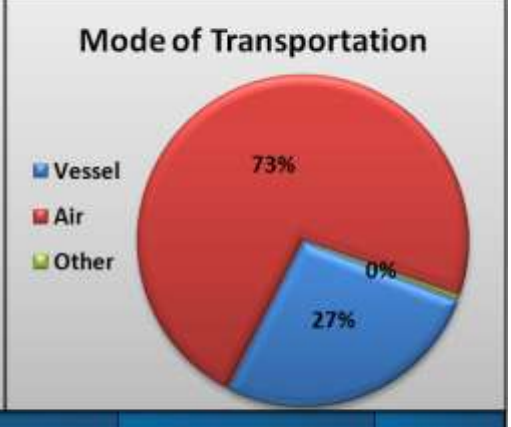

Country	Total for 2009	Percent	District	Total for 2009	Percent
China	$476,435	44.7%	New York City, New York	$478,249	44.5%
Switzerland	$296,756	22.6%	San Francisco, California	$242,279	27.7%
Italy	$147,211	13.6%	New Orleans, Louisiana	$145,380	13.8%
Portugal	$42,515	5.5%	Seattle, Washington	$59,078	4.0%
Federal Republic	$19,634	4.5%	Los Angeles, California	$48,453	1.8%

6109.90.4010 Men's Or Boys' Other T-shirts, Tanktops, Singlets And Similar Garments, Greater Than Or Equal To 70 Percent By Weight Of Silk Or Silk Waste

2009 Value	2008 Value	Value Change	Records	Records Change
$2,104,583	$2,334,091	-9.83%	225	20.97%

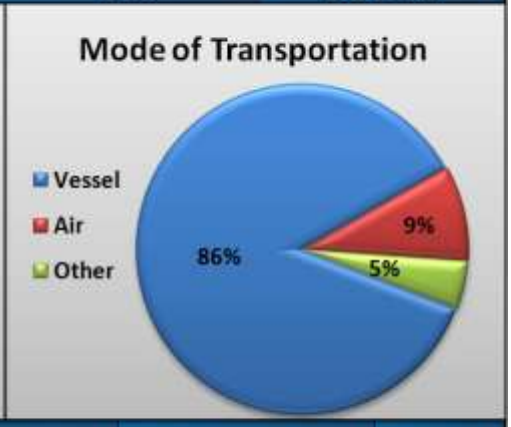

Country	Total for 2009	Percent	District	Total for 2009	Percent
China	$2,003,993	56.9%	Los Angeles, California	$1,196,533	95.2%
Italy	$31,996	19.6%	Seattle, Washington	$412,402	1.5%
Mexico	$24,412	9.9%	New York City, New York	$208,233	1.2%
Turkey	$18,675	2.8%	Boston, Massachusetts	$58,410	0.9%
France	$10,591	1.6%	Baltimore, Maryland	$34,263	0.5%

6109.90.4020 Women's Or Girls' Other T-shirts, Tanktops, Singlets And Similar Garments, Greater Than Or Equal To 70 Percent By Weight Of Silk Or Silk Waste

2009 Value	2008 Value	Value Change	Records	Records Change
$6,446,390	$10,498,426	-38.60%	1,091	-38.01%

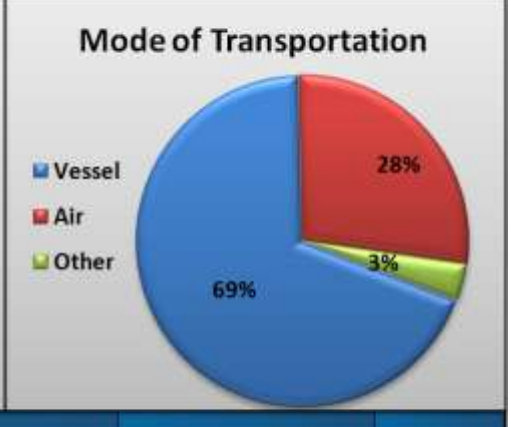

Country	Total for 2009	Percent	District	Total for 2009	Percent
China	$5,667,043	31.0%	New York City, New York	$1,999,911	87.9%
Italy	$253,803	30.7%	Los Angeles, California	$1,981,551	3.9%
Switzerland	$188,682	11.6%	Boston, Massachusetts	$749,417	2.9%
India	$110,690	11.0%	Seattle, Washington	$710,232	1.7%
Portugal	$68,708	2.4%	Anchorage, Alaska	$151,958	1.1%

6109.90.8010 Men's Or Boys' Other T-shirts, Tanktops, Singlets And Similar Garments, Containing Less Than 70 Percentby Weight Of Silk Or Silk Waste

2009 Value	2008 Value	Value Change	Records	Records Change
$2,131,022	$2,270,057	-6.12%	317	-14.56%

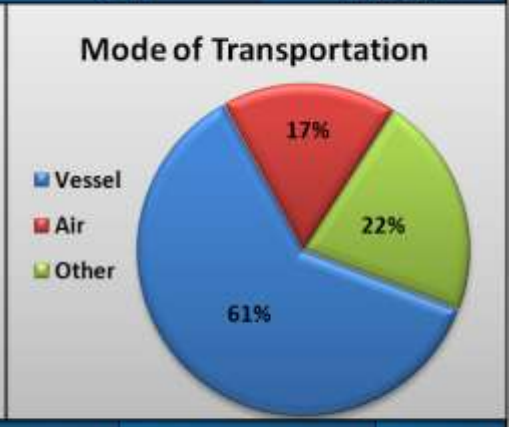

Country	Total for 2009	Percent	District	Total for 2009	Percent
China	$1,107,481	22.0%	Los Angeles, California	$469,337	52.0%
Mexico	$445,022	20.1%	Laredo, Texas	$427,472	20.9%
Vietnam	$255,547	17.0%	San Francisco, California	$363,023	12.0%
Italy	$70,722	13.3%	Seattle, Washington	$284,227	3.3%
Taiwan	$50,599	8.8%	New York City, New York	$187,999	2.4%

6109.90.8020 Women's Or Girls' Other T-shirts, Tanktops, Singlets And Similar Garments, Containing Less Than 70 Percent By Weight Of Silk Or Silk Waste, Of Wool

2009 Value	2008 Value	Value Change	Records	Records Change
$2,966,241	$4,403,173	-32.63%	725	-8.23%

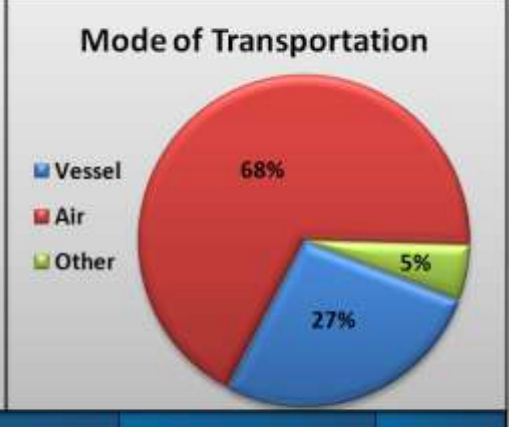

Country	Total for 2009	Percent	District	Total for 2009	Percent
China	$1,812,058	48.8%	New York City, New York	$1,446,191	61.1%
Italy	$455,280	25.5%	Los Angeles, California	$755,039	15.3%
Vietnam	$190,900	7.5%	San Francisco, California	$221,996	6.4%
Mexico	$148,757	4.6%	San Diego, California	$137,558	5.0%
Switzerland	$134,548	4.5%	Seattle, Washington	$133,664	4.5%

6109.90.8030 Women's Or Girls' Other T-shirts, Tanktops, Singlets And Similar Garments, Containing Less Than 70 Percent By Weight Of Silk Or Silk Waste

2009 Value	2008 Value	Value Change	Records	Records Change
$4,936,565	$4,571,327	7.99%	1,209	6.90%

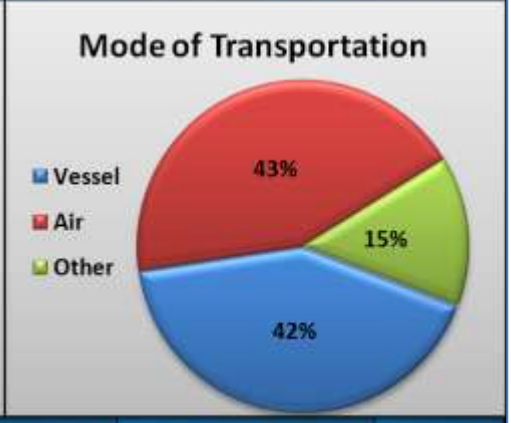

Country	Total for 2009	Percent	District	Total for 2009	Percent
China	$2,489,545	43.6%	New York City, New York	$2,152,899	50.4%
Mexico	$683,260	21.3%	Los Angeles, California	$1,049,789	13.8%
Portugal	$340,439	13.0%	Laredo, Texas	$642,181	6.9%
India	$325,754	5.7%	Savannah, Georgia	$281,629	6.6%
Italy	$259,506	2.8%	Miami, Florida	$140,411	5.3%

About Zepol

At Zepol, we provide innovative, online trade databases that generate real competitive advantages for businesses. With our products, Trade**IQ**™ and Trade**View**™, subscribers have access to vital trade data, developed entirely from U.S. government sources that offer insights into:

- Competitive activity
- Potential sales leads
- Supplier sourcing
- Market trends and analysis
- Legal and brand protection

Subscribers, in turn, use our databases to create smarter business strategies, new sales leads, and tactical market advantages.

> Trade**IQ**™ - Subscribers can access millions of U.S. import shipments from over 200 countries, delivered via a user-friendly online database that makes finding the information you want easy. Analyze import shipments into the United States by searching Bill of Lading data and find the most up-to-date containerized shipment data easily.
>
> Trade**View**™ - Using trade data released by the U.S. Census Bureau's Foreign Trade Division, subscribers use the most effective tool for analyzing U.S. imports and exports. Examine total imports and exports for products, ports, customs districts, and transportation types by U.S. dollar value, searching all trade activity.

Our company is a privately held corporation based in Minneapolis, Minnesota. Co-founders Paul Rasmussen and Jeff Wilson launched Zepol in 2002, using their extensive data warehousing, product development, and marketing backgrounds to bring a new solution to the international trade data industry.

For Subscription Information:

Please visit www.zepol.com and request a demonstration or free trial to one of our tools.

Zepol Global Headquarters
7455 France Avenue South, #409
Edina, MN 55435-4702
United States
Phone: 612.435.2191
Fax: 612.435.2196
Sales: info@zepol.com
Support: support@zepol.com
Careers: careers@zepol.com

Zepol New York
1324 Lexington Avenue, #307
New York, NY 10128-1145
United States
Phone: 917.671.6275

Media members, please contact:

Carly Volzer
Zepol Corporation
carly.volzer@zepol.com
612.435.2176